

# CITY OF MEMPHIS



# City of Memphis Administration



Jim Strickland, Mayor

## ADMINISTRATION

### CHIEFS

Cerelyn Davis, **Chief, Police Services**  
Shirley Ford, **Chief Financial Officer**  
Maria Fuhrmann, **Chief of Staff**  
Ursula Madden, **Chief Communications Officer**  
Douglas McGowen, **Chief Operating Officer**  
Jennifer Sink, **Chief Legal Officer**  
Alexandria Smith, **Chief Human Resources Officer**  
Gina Sweat, **Chief, Fire Services**

### DIRECTORS

Antonio Adams, **Director, General Services**  
Manny Belen, **Director, City Engineering**  
Ashley Cash, **Director, Housing and Community Development**  
Shirley Ford, **Interim Director, Information Technology**  
Robert Knecht, **Director, Public Works**  
Keenon McCloy, **Director, Library Services**  
Chandell Ryan, **Interim Director, Solid Waste**  
Carey "Nick" Walker, **Director, Parks and Neighborhoods**  
John Zeanah, **Director, Planning and Development**

### COURTS

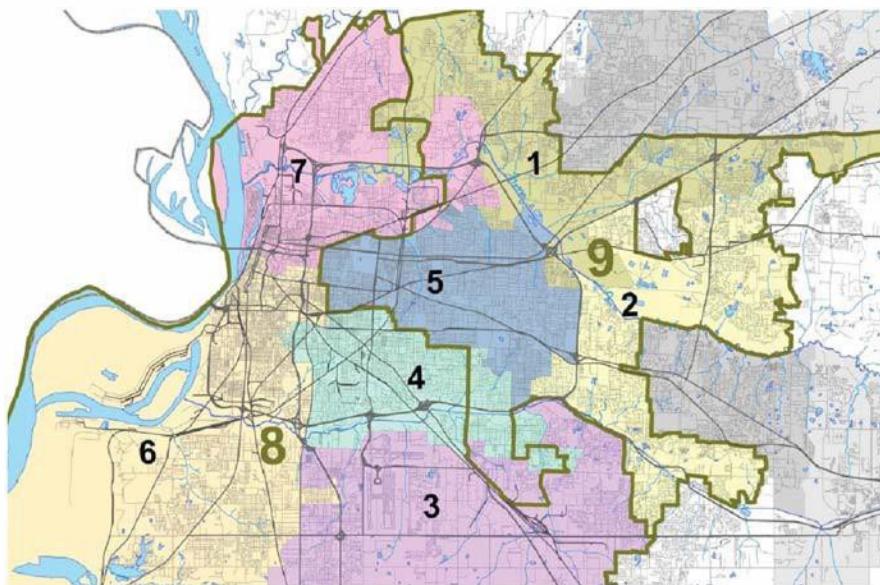
Tarik Sugarmon, **Administrative Judge (Division 2)**  
Jayne Chandler, **City Court Judge Division 3**  
Carolyn Watkins, **City Court Judge Division 1**  
Myron Lowery, **City Court Clerk**

# City of Memphis Council

CITY OF MEMPHIS



**CHAIRMAN**  
Frank Colvett, Jr.  
District 2



## Council Members



Rhonda Logan  
District 1



Edmund Ford, Sr.  
District 6



Martavius Jones  
Super District 8-3



Patrice J. Robinson  
District 3



Michalyn  
Easter-Thomas  
District 7



Chase Carlisle  
Super District 9-1



Jamita Swearngen  
District 4



JB Smiley, Jr.  
Super District 8-1



J. Ford Canale  
Super District 9-2



Worth Morgan  
District 5



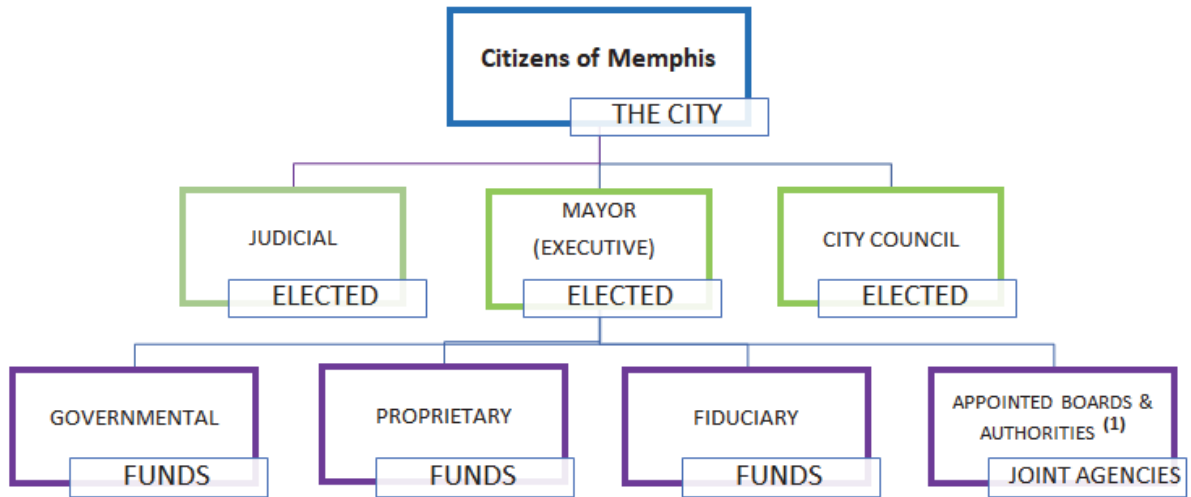
Cheyenne Johnson  
Super District 8-2



Dr. Jeff Warren  
Super District 9-3

# CITY OF MEMPHIS, TENNESSEE

## ORGANIZATION CHART



(1) The Mayor makes appointments to Boards and Authorities that are related organizations, jointly owned or joint ventures but whose budgets are separate. These Boards and Authorities include, for example, the Memphis Area Transit Authority, Memphis Light, Gas & Water Division, The Retirement and Pension Systems, Memphis & Shelby County Airport Authority, Renasant Convention Center, Memphis & Shelby County Building Code Advisory, and the Downtown Memphis Commission.

# PREFACE

---

## How to Use this Book

This budget document presents an in-depth insight into the City of Memphis Capital Improvement Program (CIP). Through the CIP budget book, it is the intention of the Administration to provide readers a comprehensive and transparent view into the use of resources that will bring improvements to the City's infrastructure and enhance the livability of the City for its citizens. This budget book is intended to convey the necessary information to gain a level of understanding of the City's funding for its capital spending priorities.

The Table of Contents, along with identifying tabs, organizes this book into major sections and sub-sections to easily guide readers through the information.



# Table of Contents

City Administration .....ii

City of Memphis Council Members..... iii

City Organizational Chart .....iv

**PREFACE**

How to Use this Book.....v

**OVERVIEW**

Capital Improvement Program Budget Overview.....12

Capital Funding Sources..... 13

Debt Policy (TCA) 9-21-105(21).....15

Budget Development Process .....24

**CIP RESOLUTION** ..... 28

**CIP SUMMARY**

City Wide Summary .....35

FY2022 Capital Improvement Budget Summary ..... 40

FY2022 Division Capital Acquisition Summary .....44

**CITY COUNCIL**

Division Summary.....46

Summary by Project ..... 47

Project Detail .....48

    CC22100 | Council District Improvements.....48

**CITY ENGINEERING**

Division Summary .....49

Summary by Project .....50

Project Detail.....51

    EN22100 | FY22 Traffic Signals Coverline..... 51

    EN22200 | FY22 Traffic Calming Devices Coverline ..... 52

    EN22300 | FY22 Urban Art Coverline ..... 53

    EN22400 | FY22 Traffic Safety Development Coverline..... 54

    EN01036 | STP Pedestrian Routes..... 55

    EN01060 | Ball Road Sidewalk ..... 56

# Table of Contents

---

## **CITY ENGINEERING** *(cont'd)*

EN01061   Dunbar Elem School Safety .....	57
EN01062   Mississippi Blvd Pedestrian .....	58
EN01064   Range Line Road Sidewalk .....	59
EN01065   Hanley Elem School Safety.....	60
EN01067   HSIP Coverline.....	61
EN01096   LED Traffic Signal Replacement .....	62
EN01108   Shelby Farms Midtown Connector .....	63
EN01110   Safety Development-District 7.....	64

## **CONVENTION CENTER**

Division Summary .....	65
Summary by Project .....	66
Project Detail.....	67
GS22300   FY22 Convention Center Coverline .....	67

## **EXECUTIVE**

Division Summary .....	68
Summary by Project .....	69
Project Detail.....	70
GA01031   Play Yard Renovation .....	70

## **FIRE SERVICES**

Division Summary .....	71
Summary by Project .....	72
Project Detail.....	73
FS02008   Fire Station #11 Renovations.....	73
FS02011   Replace Fire Station #43 .....	74
FS02031   FS1 Construction .....	75
FS02032   EMA Sirens .....	76
FS02033   Drill Tower Improvements .....	77
FS04012   Personal Protective Equipment.....	78
FS18102   Avery Renovations.....	79
FS22100   FY22 Fire Station Improvements Coverline .....	80

## **GENERAL SERVICES**

Division Summary .....	81
Summary by Project.....	82
Project Detail.....	83
GS01049   Coke Facility-Adaptive Reuse .....	83



**GENERAL SERVICES (cont'd)**

GS22100 | FY22 Major Modification .....84  
 GS22200 | FY22 City Hall Improvements.....85  
 GS0222A | FY22 CAQ Police.....86  
 GS0222B | FY22 CAQ Engineering.....87  
 GS0222C | FY22 CAQ Public Works .....88  
 GS0222D | FY22 CAQ PW Street Maintenance .....89  
 GS0222E | FY22 CAQ Executive-Animal Services .....90  
 GS0222F | FY22 CAQ Fire .....91  
 GS0222G | FY22 CAQ General Services .....92  
 GS0222H | FY22 CAQ Parks .....93  
 GS0222I | FY22 CAQ Library Services .....94

**HOUSING AND COMMUNITY DEVELOPMENT**

Division Summary ..... 95  
 Summary by Project..... 96  
 Project Detail..... 97  
     CD01030 | MHA-Foote Homes Future HOPE VI .....97  
     CD01092 | Raleigh Mall Redevelopment Project .....98  
     CD01097 | Klondike-Smokey City .....99

**INFORMATION TECHNOLOGY**

Division Summary ..... 100  
 Summary by Project..... 101  
 Project Detail..... 102  
     IT01001 | Desktop & Application Infrastructure/Optimization.....102  
     IT01002 | Cyber Security Infrastructure Upgrade .....103  
     IT01003 | Operational Infrastructure Enhancements .....104  
     IT01004 | Implementation Modernization .....105

**LIBRARY SERVICES**

Division Summary ..... 106  
 Summary by Project..... 107  
 Project Detail..... 108  
     LI01030 | New Frayser Library .....108

**MATA**

Division Summary ..... 109  
 Summary by Project..... 110  
 Project Detail..... 111  
     GA03007 | MATA-Fixed Route Buses.....111

# Table of Contents

---

## **MATA (cont'd)**

GA03011   MATA-Paratransit In-Service .....	112
GA03022   MATA-Adv Public Transp System .....	113
GA03023   MATA-Operations/Maintenance Facility .....	114
GA03024   Rail Facility Improvements.....	115
GA03025   Bus Facility Improvements.....	116
GA03026   Rail Vehicles .....	117
GA03028   Innovation Corridor BRT.....	118
GA03029   Transit Vision Project .....	119

## **MEMPHIS RIVER PARKS**

Division Summary .....	120
Summary by Project.....	121
Project Detail.....	122
GA01028   Mud Island Amphitheater .....	122
PK13003   Mud Island North Gate Renovation.....	123

## **PARKS AND NEIGHBORHOODS**

Division Summary .....	124
Summary by Project.....	125
Project Detail.....	126
PK01032   Ed Rice Community Center Replacement .....	126
PK03004   Tennis Major Maintenance.....	127
PK06017   Audubon Golf Cart Paths.....	128
PK07012   Greenway Improvements .....	129
PK07110   Levitt Shell.....	130
PK08037   Lichterman Major Maintenance.....	131
PK09002   Zoo Major Maintenance .....	132
PK22100   FY22 Parks Coverline .....	133

## **POLICE SERVICES**

Division Summary.....	134
Summary by Project .....	135
Project Detail .....	136
PD02010   Raines Station .....	136
PD02013   FY18 Police Academy Renovation .....	137
PD02016   New Mount Moriah Station.....	138
PD02018   Violent Crimes Unit Renovation.....	139
PD03010   Take-Home Car Program.....	140
PD04022   In-Car Video/GPS/BWC.....	141
PD04025   Radio System Upgrade .....	142

**POLICE SERVICES (cont'd)**

PD04029 | Radio Maintenance Rehab Project .....143

**PUBLIC WORKS**

Division Summary ..... 144

Summary by Project..... 145

Project Detail..... 146

    PW22100 | FY22 Asphalt/Paving Coverline .....146

    PW22200 | FY22 Sidewalks Coverline .....147

    PW22300 | FY22 ADA Curb Ramp Coverline .....148

    PW22400 | FY22 Bridge Repair Coverline .....149

    PW01290 | Channel Avenue Repaving.....150

    PW01023 | Second/I-40/Cedar.....151

    PW01025 | Winchester/Perkins .....152

    PW01056 | Holmes-Millbranch to East .....153

    PW01064 | Elvis Presley/Shelby/Winchester .....154

    PW01179 | Holmes Road East Malone-Lamar .....155

    PW01277 | Poplar-Front to Bellevue .....156

**SEWER FUND**

Division Summary ..... 157

Summary by Project..... 158

Project Detail..... 159

    SW22100 | FY22 Misc Subdivisions Outfalls Coverline .....159

    SW22200 | FY22 Rehab Existing Coverline .....160

    SW22300 | FY22 Service Unsewered Coverline .....161

    SW02006 | Sludge Disposal/Earth Complex .....162

    SW02011 | Covered Anaerobic Lagoon.....163

    SW02033 | South Plant Expansion .....164

    SW04007 | Environmental Maintenance Relocation .....165

    SW04009 | Stiles Plant Modification.....166

    SW04011 | Stiles WWTF Biosolids Upgrades .....167

    SW05001 | Sewer Assessment and Rehab .....168

**STORM WATER FUND**

Division Summary ..... 169

Summary by Project..... 170

Project Detail..... 171

    ST02001 | Design - ST Coverline.....171

    ST03205 | Drainage - ST Coverline .....172

# Table of Contents

---

## **STORM WATER FUND** *(cont'd)*

ST03207   Flood Control - ST Coverline .....	<b>173</b>
ST03211   Curb & Gutter Misc Locations.....	<b>174</b>
ST03214   Flood Mitigation Coverline .....	<b>175</b>
ST03216   Bridge Repair ST Coverline .....	<b>176</b>
ST03217   Bartlett Rd/Fletcher - Storm .....	<b>177</b>

## **APPENDIX**

Glossary of Terms.....	<b>179</b>
Acronyms .....	<b>181</b>

# OVERVIEW

---

## Capital Improvement Program Budget Overview

The Fiscal Years 2022-2026 Capital Improvement Program (CIP) is a multi-year plan for capital expenditures to replace and expand the City's infrastructure, vehicles and equipment. For program purposes, the City defines a capital improvement as a major improvement or acquisition grouping costing over \$50,000. The program is updated annually to reflect the latest priorities, updated cost estimates and available revenue sources.

The purpose of the CIP Plan is to outline the funding for capital projects and capital acquisitions that will be of a long-term benefit to the citizens of Memphis. Because projects in the CIP Plan have long-term benefits, they are financed over a longer period of time. As a result, present and future users pay for the projects.

The Capital Improvement Budget is the annual allocation to the CIP that is set aside to fund major construction projects, acquire property, purchase equipment and fund ongoing capital programs for the City. The CIP Budget is a one-year allocation. Adoption of the CIP Budget by the City Council allows for the allocation of funds for the first year of the program, or in the case of carried-forward projects, a reallocation of unappropriated funding. The City attempts to budget annual General Obligation (G.O.) Bonds specifically at an average rate of retirement of older bonds. This is currently approximately \$90.8 million. Specific language on how to appropriate and spend construction funds is contained in the CIP Resolution.

## Capital Funding Sources

The City's adopted Capital Budget is \$234.0 million in total allocations for Fiscal Year 2022. Listed below are our major sources for Capital Funding.

### Long Term Debt

General Obligation (G.O.) Bonds are \$90.8 million, or 38.8%, of the total allocation for the Fiscal Year 2022. The Sewer and Storm Water Funds will also use \$67.4 million of Revenue Bonds for sewer (\$50.0 million "SRB") and storm water (\$17.4 million "STRB") rehabilitation.

### Federal Grants / State Grants

The majority of these federal funds are for Memphis Area Transit Authority (MATA) projects and Public Works projects that qualify for federal grants. State grants represent the State-matching portion of the MATA funds and Public Works projects that qualify for State funds. State funding will also come into the State Street Aid (SSA) Fund. The IMPROVE Act (Improving Manufacturing, Public Roads & Opportunities for a Vibrant Economy) was added to the SSA Fund in Fiscal Year 2018. Revenue from the Act is purposed to help improve roads, and as such, some of the CIP projects that relate to road improvement are partially funded from this resource.

### Capital Asset Disposition

Capital Asset Disposition funds represent the proceeds from the sale of City assets (primarily buildings) that will be repurposed for other building needs. Currently Fire Station relocations are the focus for repurposing capital asset disposition funds.

### Capital Pay-Go

In addition to Revenue Bonds, the Sewer and Storm Water Funds' current projects are also funded by Capital Pay-Go. Projects funded by "Capital Pay-Go" allocations represent internally generated funds.

### Carryforward Funding

Projects allocated in previous years' Capital Budgets that have been delayed may be carried forward into the next fiscal year, according to the priorities of the administration, for spending in the new plan. Carryforward funds represent \$264.0 million. These

funds are the unspent allocations from the prior year's approved CIP Plan that could not be allocated within the prior year because the timeframe for completion is greater than one year. Unspent allocations are shown as "Carryforward" funding within the respective Divisions. Specific projects where unspent appropriations will carry forward into the Fiscal Year 2022 CIP spending are identified in the respective divisions.

### Capital Improvement Budget Highlights

The City's planned CIP spending aligns with current priorities that are focused on projects that enhance the City's economic development strategy, leverage federal or private funding, maintain existing facilities, and/or are mandated by law. The Fiscal Year 2022 CIP Budget for G.O. Bond spending is \$90.8 million. The CIP budget includes \$5.5 million for two Memphis Area Transit Authority (MATA) projects. In the area of Housing and Community Development, \$2.0 million is included for HOPE VI (Housing Opportunities for People Everywhere). This project will remove the last public housing project in the City (Foote Homes). There is a continued emphasis on road paving, which is proposed for \$19.5 million in funding (\$16.9 million G.O. Bonds), and traffic calming devices, budgeted at \$1.7 million for the second year in a row. Major highlights by division are:

**Engineering** – Funding is included for the replacement of traffic signals, traffic calming devices, and transportation improvements.

**Fire Services** – Funding is included for the construction and relocation of fire stations.

**General Services** – Funding will be applied towards major improvements mandated by the Americans with Disabilities Act (ADA) and ongoing improvements to various City buildings. This budget also reflects \$11.0 million for City-wide vehicle and equipment purchases.

**Housing and Community Development** – Funding is included for the MHA-Foote Homes Future HOPE VI City initiative. The G.O. Bond funds for the HOPE VI initiative will be supported by federal funds.

**Information Technology** – Funding is included for the upgrade of the City’s cyber security infrastructure and various applications and platforms.

**Library Services** – Funding is included to begin construction of the New Frayser Branch Library.

**Memphis Area Transit Authority** – This budget is heavily leveraged by Federal and State funding. This year’s budget includes funding for a new Bus Rapid Transit (BRT) line and the development of new on-street bus transfer facilities.

**Memphis River Parks** – This budget provides funding for the renovation of the North Gate at Mud Island.

**Parks and Neighborhoods** – Funding is included for the Ed Rice Community Center in Frayser and environmental and recreational improvements to parks and tennis courts.

**Police Services** – This budget includes funding for the final phase of the upgrade of the radio system and renovations to the Police Academy.

**Public Works** – Funding is included to pave more than 400 lane miles of streets each year, including ADA ramp improvements and several road projects. The Storm Water Fund CIP budget will allow the City to make major investments in drainage infrastructure throughout the City. The Sewer Fund’s projects are for the repair and replacement of sewer infrastructure, new sewer connections and improvements to the treatment plants.





# CITY OF MEMPHIS

## Finance Division

### GENERAL GUIDELINES FOR PROJECT ELIGIBILITY GENERAL OBLIGATION BONDS

This is intended to provide very general guidelines to inform proposers of projects whether the project may be eligible for City of Memphis general obligation bond financing. It is not intended to be a detailed exposition of the law in this complex area, and does not address all aspects of public finance. Accordingly, consultation with the Finance Division is encouraged.

It is important to note that not all activities and improvements are eligible for bond financing, even if they are capital improvements, and no matter how beneficial they may be to the City and its inhabitants. Projects can be financed only if they are authorized by statute, and this is a significant limitation.

In general, general obligation bond financing of an item of cost requires that it be (1) specifically mentioned in Tennessee Code Annotated (TCA) 9-21-105(21) as part of the definition of a “public works project”, and (2) owned by the City, and operated or maintained by or on behalf of the City, and part of the public domain. Proposals for financing should describe the item with sufficient detail as to its nature, location, ownership, and operation and use, in order to permit a determination based on these criteria. For convenience, a copy of Section 105(21) follows. If there is any question as to an item’s eligibility, it should be confirmed with the Finance Division.

Private property or improvements to private property, whether owned by a non-profit or other organization, should not be financed with general obligation bonds. Operation of a financed facility by any person or entity other than the City (including operation by others under contract or other arrangement with the City) should be discussed in advance with the Finance Division, even if the facility otherwise meets the criteria for general obligation bond financing, as this may affect the tax treatment of interest on the bonds or have other implications that might require a different method of financing or prevent financing altogether.

There are other State statutes that permit financing of specific facilities under specified circumstances and by various means, which do not include general obligation bonds. The permissible uses of these authorizations is limited in terms of scope and availability, and the Finance Division should be consulted prior to submission of a proposal to utilize them.

It also should be noted that the foregoing relates principally to bond financing as the source of funds for projects. Projects also may be funded as part of the CIP budget utilizing other funds, depending on availability and City Council determinations to allocate them.

**Tennessee Code Annotated  
Section 9-21-105(21)**

(21) (A) "Public works project" includes any one (1) or any combination of the following: abattoirs, acquisitions of land for the purpose of providing or preserving open land, airports, alleys, ambulances, auditoriums, bridges, city and town halls, local government stables or garages, community houses, corrective, detention and penal facilities, including, but not limited to, jails, workhouses and reformatories, courthouses, culverts, curbs, dispensaries, drainage systems, including storm water sewers and drains, electric plants and systems, expositions, facilities for the handicapped, including physically and mentally handicapped, facilities for the indigent, fairgrounds and fairground facilities, fire department equipment and buildings, fire alarm systems, flood control, garbage collection and disposal systems, gas and natural gas systems and storage facilities, heat plants and systems, harbor and riverfront improvements, health centers and clinics, including medical and mental health centers and clinics, highways, major roads, highway and street equipment, hospitals, hotels and supporting or incidental facilities built by local governments which are built adjacent to and as a supporting facility of civic or convention centers located in municipalities which have created a central business improvement district under the Central Business Improvement District Act of 1971, compiled in title 7, chapter 84, improvements made pursuant to a plan of improvement for a central business improvement district created pursuant to the Central Business Improvement District Act of 1971, law enforcement and emergency services equipment, levees, libraries, markets, memorials, museums, nursing homes, parks, parking facilities, parkways, playgrounds, plazas, port facilities, docks and dock facilities, including any terminal storage and transportation facilities incident thereto, public art, public buildings, preserves, railroads, including the extension of railroads, and railway belt-lines and switches, reclamation of land, recreation centers and facilities, reservoirs, rights-of-way, river and navigation improvements, roads, sanitariums, schools, transportation equipment for schools, sewers, sewage and waste water systems, including, but not limited to, collection, drainage, treatment and disposal systems, ship canals, sidewalks, stadiums, streets, swimming pools, thermal transfer generating plants and/or distribution systems, tunnels, viaducts, voting machines, water treatment distribution and storage systems, wharves and zoos;

(B) "Public works project" also includes:

(i) "Business park," which includes lands and rights, easements and franchises relating thereto, and may include roads and streets, water, sewer, electric and other utilities, landscaping and related elements as required for the orderly development and use of corporate or professional office space by one (1) or more commercial, financial or service business, and such appurtenant land for necessary incidental use. "Business park" does not include a retail operation except for an incidental retail use. A "business park" shall contain not less than five (5) acres of land. The building finance committee in the industrial development division of the department of economic and community development is authorized and empowered to determine whether a local government shall have the right to engage in any or all of the rights and privileges accompanying such a public works project. Before a local government may undertake the financing of such a public works project, it shall apply to the committee for a certificate of public purpose and necessity. The committee shall issue such a certificate once it is affirmatively determined that:

(a) There are adequate property values and suitable financial conditions so that the total bonded indebtedness of the local government, solely for this authorized purpose and those other purposes authorized by title 7, chapter 55 and title 13, chapter 16, shall not exceed ten percent (10%) of the total assessed valuation of all the property in the local government ascertained by the last completed assessment at the time of the issuance of such bonds; and

(b) The project is well conceived, has a reasonable prospect of success, will provide economic development and employment, will tend to encourage businesses to locate there and will not become a burden upon the taxpayers of the local government;

(ii) "Industrial park," which includes lands, rights, easements and franchises relating thereto, and may include adequate roads and streets, water and sewer facilities, utilities and docks and terminals. Any of the foregoing improvements which are to be located within the geographic boundaries of the industrial park may only be financed after compliance with title 13, chapter 16, part 2;

(iii) "Urban renewal project" which means the same as such projects which are defined in §§ 13-20-209 – 13-20-215. Any local government is hereby authorized to contribute money, property, and municipal services to any public agency engaged in the development of urban renewal projects in that local government;

(iv) "Urban transit facility" which includes any or all real and personal property needed to provide public passenger transportation by means of street railway, electric railway, incline railroad, trolley coach, bus, motor coach, or any combination thereof, including terminal, maintenance and storage facility, whether owned and operated by a local government or owned by a local government and leased to private operators, all of which are hereby found and determined to be in the public interest and a proper public purpose;

(v) Facilities for the storage and maintenance of any of the items of equipment which constitute public works projects; and

(vi) Facilities or capital expenditures paid or incurred with respect to property located in a "recovery zone," as defined in § 1400U-1(b) of the Internal Revenue Code of 1986, codified in 26 U.S.C. § 1400U-1(b), that are made for a "qualified economic development purpose," as defined in § 1400U-2(c) of the Internal Revenue Code of 1986, codified in 26 U.S.C. § 1400U-2(c);

(vii) Facilities or expenditures paid or incurred for "qualified conservation purposes," as defined in § 54D(f) of the Internal Revenue Code of 1986, codified in 26 U.S.C. § 54D(f), in connection with the issuance of "qualified energy conservation bonds," as defined in § 54D of the Internal Revenue Code of 1986, codified in 26 U.S.C. § 54D;

(viii) All property real and personal, appurtenant thereto or connected with any public works project, work or undertaking and the existing public works project, work or undertaking, if any, to which such public works project, work or undertaking is an extension, addition, betterment or improvement; and

(ix) Facilities or capital expenditures paid or incurred with respect to development of affordable housing or workforce housing in a county having a metropolitan form of government with a population of not less than six hundred thousand (600,000), according to the 2010 federal census or any subsequent federal census, including expenditures related to a housing trust fund established in accordance with title 7, chapter 8 or title 13, chapter 23, part 5. For purposes of this subdivision (21)(B)(ix), only local governments within which the affordable or workforce housing is located are authorized to issue debt or borrow money, and in no event, shall the credit of any county, city, or town be given or loaned to or in aid of any person, company, association, or corporation, within the meaning of the Constitution of Tennessee, Article II, § 29, without first complying with the applicable requirements of the Constitution of Tennessee, Article II, § 29;

(C) This enumeration does not exclude any other project for the benefit of the people at large of any local government where any state or federal agency will match the funds of the local government with grants-in-aid or gratuities to subsidize or assist the development of a public works project;

(D) Notwithstanding subdivision (21)(B)(i), a certificate of public purpose and necessity shall not be required for a public works project of a local government with a population of not less than three hundred thousand

(300,000), according to the 2000 federal census or any subsequent federal census. The total pledge of full faith and credit of any such local government related to the project shall not exceed ten percent (10%) of the total assessed valuation of all property in the local government, ascertained by the last completed assessment at the time of issuance of the obligations. In any resolution pledging the full faith and credit and unlimited taxing power of any such local government to secure any obligations related to a public works project, the governing body of the local government shall state that the project being considered is well conceived, has a reasonable prospect for success, will provide proper economic development and employment, and will not likely become a burden on the taxpayers of the local government;

*As of May 2, 2019*

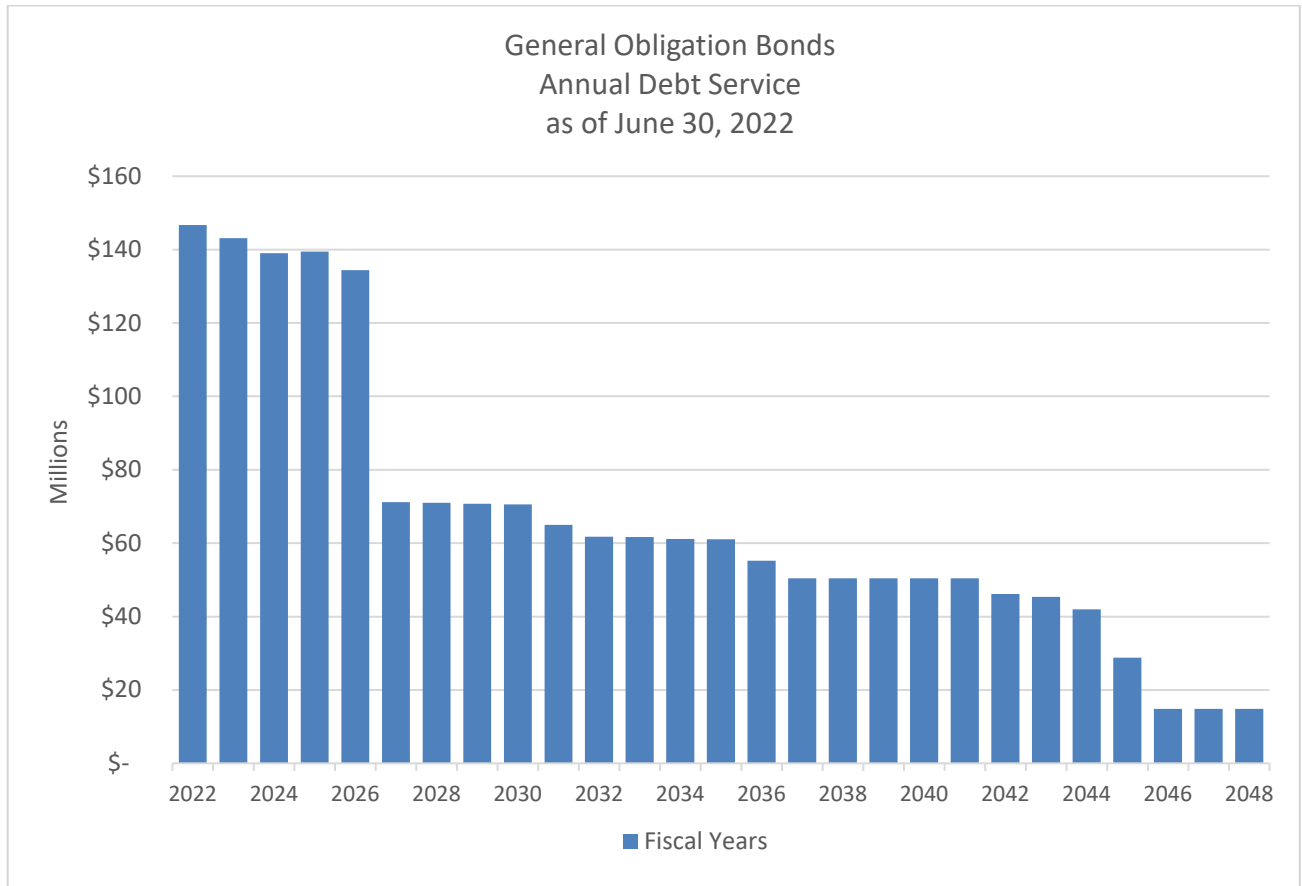
## Debt Payment Schedule

**GENERAL OBLIGATION BONDS DEBT SERVICE SCHEDULE**AS OF JUNE 30, 2021  
(UNAUDITED)

Period Ending	Principal	Interest	Debt Service	Percentage Retired
6/30/2022	\$ 91,090,000	\$ 55,621,274	\$ 146,711,274	
6/30/2023	92,130,000	50,960,302	143,090,302	
6/30/2024	92,655,000	46,338,908	138,993,908	
6/30/2025	97,010,000	42,436,025	139,446,025	
6/30/2026	96,105,000	38,259,758	134,364,758	38%
6/30/2027	37,475,000	33,662,006	71,137,006	
6/30/2028	39,175,000	31,796,160	70,971,160	
6/30/2029	40,920,000	29,844,832	70,764,832	
6/30/2030	42,775,000	27,799,366	70,574,366	
6/30/2031	39,185,000	25,778,560	64,963,560	54%
6/30/2032	37,640,000	24,106,785	61,746,785	
6/30/2033	39,225,000	22,405,910	61,630,910	
6/30/2034	40,520,000	20,671,243	61,191,243	
6/30/2035	42,200,000	18,848,924	61,048,924	
6/30/2036	38,025,000	17,164,895	55,189,895	70%
6/30/2037	34,840,000	15,582,864	50,422,864	
6/30/2038	36,255,000	14,169,776	50,424,776	
6/30/2039	37,725,000	12,691,010	50,416,010	
6/30/2040	39,265,000	11,140,019	50,405,019	
6/30/2041	40,910,000	9,510,481	50,420,481	85%
6/30/2042	38,420,000	7,762,913	46,182,913	
6/30/2043	39,300,000	6,093,538	45,393,538	
6/30/2044	37,550,000	4,383,513	41,933,513	
6/30/2045	26,075,000	2,736,850	28,811,850	
6/30/2046	13,165,000	1,643,800	14,808,800	98%
6/30/2047	13,690,000	1,117,200	14,807,200	
6/30/2048	14,240,000	569,600	14,809,600	100%
<b>Total</b>	<b>\$ 1,237,565,000</b>	<b>\$ 573,096,510</b>	<b>\$ 1,810,661,510</b>	

CAPITAL IMPROVEMENT PROGRAM OVERVIEW

### Debt Retirement Timeline



## The Impact of Debt Service Cost and Operating Cost for FY2022

The cost of capital assets manifests in the General Fund (operational costs) or the Debt Service Fund (principal and interest costs). The General Fund budget is established by an ordinance and the Capital Improvement Program (CIP) budget is established by a resolution.

The financial impact of CIP projects is the annual cost of debt service. Debt service projects impact operational costs because of the issuance of General Obligation (G.O.) Bonds, which are repaid by the tax rate charged to citizens. The property tax rate finances both the General Fund and the Debt Service Fund. In theory, if debt increases, larger portions of property tax revenue are assigned to debt for the payment of G.O. bonds, which reduces resources for operating costs. The City has a G.O. Bond target to essentially maintain the property tax rate apportionment between the General Fund and the Debt Service Fund within a specific range. This target is established considering debt that will also be retired within the fiscal year.

The following summary lists projects above \$3.0 million in the CIP Budget for FY2022, along with their related G.O. bond funding amounts and the associated impact on debt service and the operating budget. The cost of debt is generally considered to be \$70,000 per million. The debt service payments will average 20-30 years depending on the project. Projects not detailed are either under \$3.0M, considered as replacement investments for fully used existing capital assets, or are for maintenance and/or improvements. The cost to maintain these assets are in the current funding base; therefore, these projects are budget neutral.

### Division: Public Works

---

**Project Name: Asphalt/Paving**  
**Project Number: PW22100**

This project funds the asphalt and paving activities performed by the City through contracted services.

<b>G.O. Funding:</b>	<b>\$16.9M</b>
<b>Debt Service Impact:</b>	<b>\$1.2M</b>
<b>Operating Budget Impact:</b>	<b>\$2.6M</b>

### Division: Fire Services

---

**Project Name: New Fire Station #1**  
**Project Number: FS02031**

This project funds the relocation of Fire Station No. 1. The new facility is estimated to be completed by June 30, 2023.

<b>G.O. Bond Funding:</b>	<b>\$6.0M</b>
<b>Debt Service Impact:</b>	<b>\$420K</b>
<b>Operating Budget Impact:</b>	<b>None</b>

### Division: Police Services

---

**Project Name: Radio System Upgrade**  
**Project Number: PD04025**

This project will fund the final phase of the replacement of the City of Memphis radio system, which will be compatible with P25 technology. Cost responsibility is split 51% vs. 49% for the City and County, respectively. The figures below apply to the City only.

<b>G.O. Funding:</b>	<b>\$6.0M</b>
<b>Debt Service Impact:</b>	<b>\$420K</b>
<b>Operating Budget Impact:</b>	<b>None</b>

CAPITAL IMPROVEMENT PROGRAM OVERVIEW

Division: General Services

**Project Name: City Hall Improvements**  
**Project Number: GS22200**

This project provides funds for major modifications, renovations and improvements to City Hall.

**G.O. Funding: \$4.9M**  
**Debt Service Impact: \$343K**  
**Operating Budget Impact: None**

Division: Parks & Neighborhoods

**Project Name: Ed Rice Community Center**  
**Project Number: PK01032**

This project provides funds for construction of the new Ed Rice Community Center in Frayser. The new facility is estimated to be completed in Spring 2022.

**G.O. Funding: \$4.8M**  
**Debt Service Impact: \$336K**  
**Operating Budget Impact: None**

Division: MATA

**Project Name: Innovation Corridor BRT**  
**Project Number: GA03028**

This project provides funds for the development of a new Bus Rapid Transit (BRT) line connecting downtown with The University of Memphis. This project is leveraged by various local funding sources.

**G.O. Funding: \$4.5M**  
**Debt Service Impact: \$315K**  
**Operating Budget Impact: None**



## Public Works Division – Sewer Fund

The Sewer Fund’s current projects are funded by Capital Pay-Go (CPG), the Water Infrastructure Finance and Innovation Act (WIFIA), Clean Water State Revolving Fund (CWSRF) loans, and Sewer Revenue Bonds (SRB). The CPGs fund current projects through the use of fund balance. CWSRF and WIFIA are lines of credit that are available for the planning, design, and construction phases of wastewater facilities. The funds may be used for all three phases in any combination. Eligible projects include new construction or the upgrading/expansion of existing facilities and may encompass wastewater treatment plants, pump stations, force mains, collector sewers, interceptors, and/or the elimination of sanitary sewer overflows.

In September 2021, the City closed on a WIFIA loan valued at \$156 million. The WIFIA loan will be used for upgrades to the T.E. Maxson Facility (SW02033). The City currently has two active CWSRF loans, valued at \$48 million and \$25 million, that are associated with upgrades to the T.E. Maxson Facility (SW02033). The City has applied for another CWSRF loan in the amount of \$15 million associated with the sewer rehabilitation of the City of Memphis’s collection system (SW05001). The term of each CWSRF loan is 20 years. SRBs will also be used for sewer rehabilitation and assessment.



## Budget Development Process

The Budget Office uses financial data provided by City Divisions to facilitate the review and approval of the Operating and Capital Improvement Budgets. The Budget Office is responsible for ensuring the operation of all divisions within financial guidelines established by Administrative Policy and City Council legislation. The Budget Office is also responsible for forecasting all general revenue for the City.

The Capital Improvement Program (CIP) is a five-year plan for capital allocations that is reviewed annually for priority adherence and project variances. This plan examines each City project and specifies the source of financing for projected expenditures. The process begins in November when a cross-divisional CIP committee is assembled. The committee evaluates the City’s needs and meets with divisions (starting in January) to review their requests. Requested projects are analyzed by the Finance Division and external bond counsel, and finally compiled and reviewed with the Mayor. In April, the Mayor presents the plan to Council along with the Operating Budget. The Council conducts hearings and adopts a CIP resolution. The Council’s adoption of the CIP Resolution authorizes the spending of a portion of engineering, architecture, land acquisition and development costs, and rolling stock through administrative appropriations. Funds for construction costs, equipment, and acquisition contracts are subject to additional authorization by the Council. Prior and current CIP allocations will remain in the plan until the Division in charge of the project, or Council, determines that the project is completed or to be defunded.

The Budget Office monitors the CIP Budget through the use of tracking reports, which are reviewed during budget submission and are monitored at various intervals during the year. The CIP Budget may be amended during the fiscal year when divisions submit resolutions to Council for approval.

The Capital Improvement Budget and Capital Improvement Program are prepared annually to forecast anticipated capital expenditures planned for each of the next five fiscal years. The total project costs and the funding sources (local, state, federal, and private) are estimated. The Capital Improvement Program is prepared after a rigorous review and evaluation of all proposed projects by the CIP Review Committee. Building Design and Construction reviews the scope of all requests involving construction or major renovations to City-owned structures. Debt Management studies the fiscal feasibility of the projects submitted for future funding needs. The single-year CIP Plan allocates capital expenditures for the current budget year. The CIP Budget must be in full conformity with the Capital Improvement Program applicable to the fiscal year that it covers.

Additional authorizations (appropriations) for each project in the Capital Improvement Budget must precede the expenditures of construction funds.

### Changes to the CIP Budget - Transferring Allocations / Appropriations

Once the CIP has been adopted by the City Council, the data is loaded into the City’s Accounting System. During the life of a project, it may be necessary to provide additional allocations or transfer funds to aid in the completion of the project.

Initially, the CIP project is checked for funds verification. After it is determined that the funds are avail-

able, two methods are used to transfer or establish allocations and/or appropriations.

- 1 The Capital Improvement Budget Request for Administrative Transfer or Appropriation Form (Blackline) is used to:
  - A Record the initial appropriation of the Planning lines (architecture & engineering, land development, land acquisition) upon the adoption of the CIP by the City Council.
  - B Transfer allocations and appropriations within Planning lines or within Construction

lines (contract construction, FF&E, Information Technology, other costs).

- C Transfer allocations from “coverline” project Planning lines to the new project Planning lines and the appropriation of the lines.

- 2 The Capital Improvement Budget Request for Council Transfer or Appropriation Form (Redline) is used to:

- A Appropriate all construction lines.
- B Transfer allocations and appropriations between projects.
- C Increase/decrease allocations or appropriations of a project.

***Changes to the CIP Budget must be done through Budget Resolutions.***

## Budget Resolution Review Process

### RESOLUTIONS

A resolution is a document asking the City Council to amend either the Appropriation (Operating) Budget Ordinance or the Capital Improvement Budget. A resolution is written in two sections: the “WHEREAS” section and the “RESOLVED” section. The WHEREAS section explains why the change is necessary, the purpose of the proposed expenditure, why funds are available, and the source of the funds. The RESOLVED section includes the statements that actually change the Budget Ordinance or CIP Budget.

A resolution details the action requested from Council and should answer one or more of the following questions:

- What is the purpose of the change?
- Why is the change necessary?
- What will the funds be used for?
- Why are funds available?

A resolution shall be written in clause format. Each clause in the preamble shall begin with the word “WHEREAS”, include a brief statement answering one or more of the above questions, and continue with “AND,” an adopting clause. The adopting clause may be followed by several additional clauses.

“NOW THEREFORE BE IT RESOLVED” shall summarize all information as requested regarding changes to the City’s Budgets. After finalizing a Resolution, a Council Agenda Routing Sheet, which summarizes the Resolution and includes all organizational data, account numbers, and dollar amounts, must be prepared.

## Council Agenda Routing Sheet

The Council Agenda Routing Sheet must accompany all documentation that goes before Council. The originating division/service center must complete the form and have it signed by the appropriate service center manager and division director.

## Routing and Handling of Transfers

- 1 Administrative Transfers and Appropriations:
  - Division Directors
  - Budget Office
  - Comptroller’s Office
- 2 Council Transfers and Appropriations:
  - Division Directors
  - Budget Office

The budget resolution package (Council Agenda Routing Sheet, original resolution, redline forms — all including signatures from the appropriate Division Director) should be forwarded to the Budget Office one week before the relevant Council Committee meets. The documents will then be forwarded as follows:

- 1 Chief Financial Officer
- 2 Chief Legal Officer
- 3 Chief Operating Officer
- 4 Mayor’s Office – Resolutions appropriating or transferring CIP funds must be received by the Mayor’s Office by noon on Thursday for Council Committee action on the following Tuesday.
- 5 Council Committee reviews monetary transfers and makes recommendations to the full Council.
- 6 The resolutions are then placed on the Council Agenda for consideration by the full Council on the following Tuesday.

CAPITAL IMPROVEMENT PROGRAM OVERVIEW

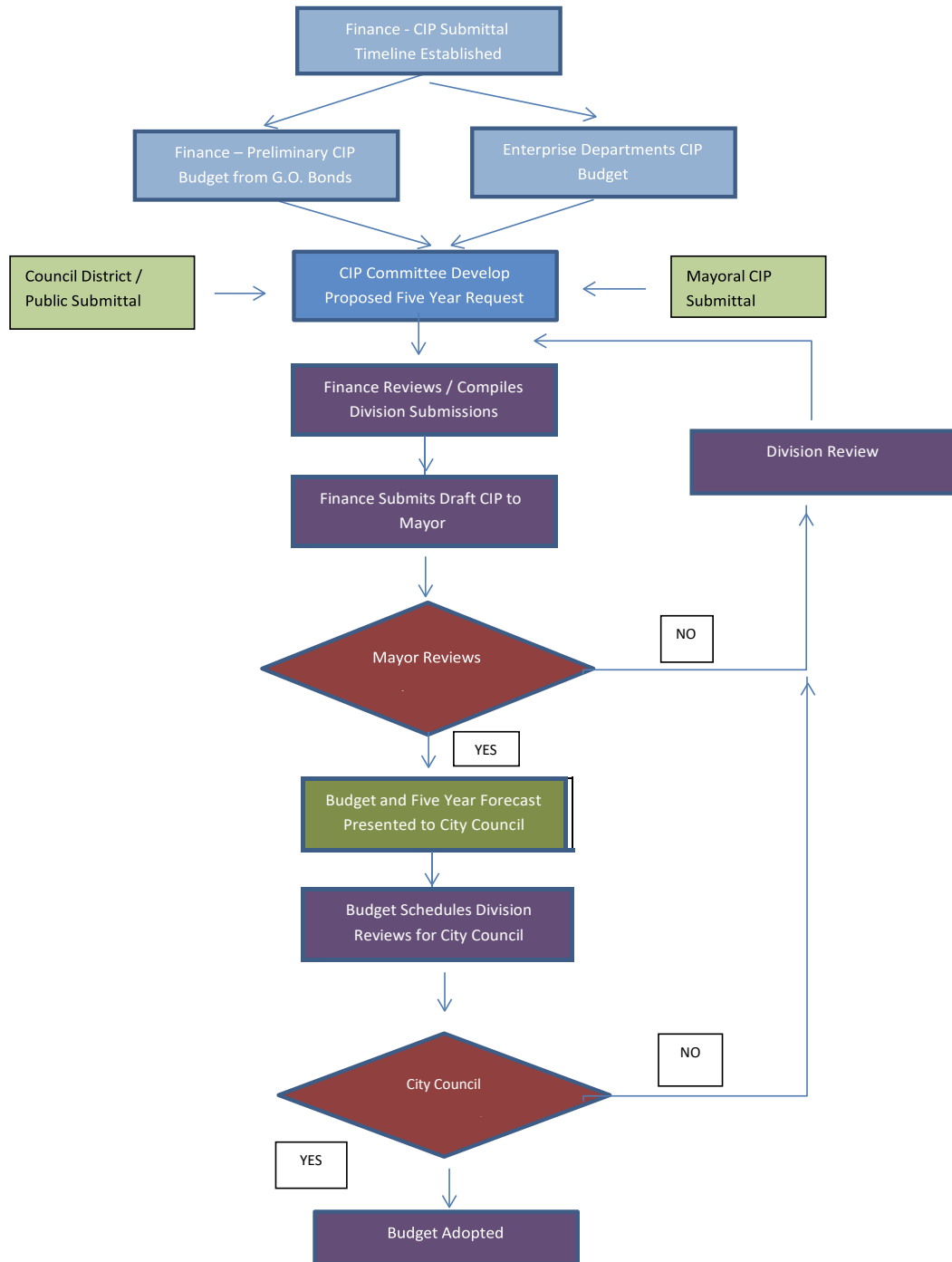
Council’s approval of the resolution gives legal authority to amend the current fiscal year’s budget.

Resolutions may be returned to the originating division/bureau for corrections at any time during the review process.

The need for accuracy in the completion of all appropriate forms and the recognition of time constraints is crucial in processing transfers. Consequently, the Budget Office may be contacted for further assistance and/or information.

# CIP BUDGET PREPARATION PROCESS

CAPITAL IMPROVEMENT PROGRAM OVERVIEW



**RESOLUTION for City of Memphis****Capital Improvement Program****Fiscal Year 2022**

**WHEREAS**, the Mayor submitted to the Council of the City of Memphis on April 20, 2021 a recommended Capital Acquisition Budget and a Capital Improvement Program for fiscal years 2022 through 2026; and

**WHEREAS**, said Capital Acquisition Budget projects needed acquisitions of vehicles and equipment and the Capital Improvement Program does project on a priority basis the anticipated Capital expenditure required to construct needed public improvements for the said period; and

**WHEREAS**, the Budget Committee of the Council has held meetings and reviewed thoroughly the recommended Capital Acquisition Budget and Capital Improvement Program and will make approved revisions thereto; and

**WHEREAS**, it is the intent of the Council that funds for replacement vehicles and equipment as set forth in the Capital Acquisition Budget should be appropriated herein; and

**WHEREAS**, it is the intent of the Council that funds for construction require appropriation by Council; and

**WHEREAS**, the Comptroller is authorized to bring forward into the 2022 fiscal year all unappropriated allocations for uncompleted projects, or projects that have not begun and are necessary to be carried forward from the fiscal year 2021 Capital Improvement Program (CIP) Budget as carried-forward dollars; and

**WHEREAS**, it is the intent of the Council and the Administration to effect a material reduction in future capital expenditures; and

**WHEREAS**, to achieve this goal, all prior years' General Obligation (G.O.) Bond unappropriated allocations that have not been approved to carry forward in the fiscal year 2022 Capital Improvement Budget, shall be unallocated and removed from the Capital Improvement Program; and

**WHEREAS**, provisions have been made that upon completion or deletion of any authorized project, the funding for all unused allocations or unencumbered appropriations on projects completed in FY22 will be returned to its source by the Comptroller and/or made available for transfer or reallocation, subject to further appropriation and allocation of said funds by the Council;

**NOW, THEREFORE, BE IT RESOLVED**, by the City Council of Memphis that the fiscal years 2022-2026 Capital Improvement Program be, and the same is hereby approved and adopted as, the City's Official Statement of Intent to construct needed public improvements subject to annual review and modification, and the Capital Acquisition Budget is hereby adopted as needed replacements of vehicles and equipment. Funds approved for capital acquisition, street maintenance and asphalt/paving/resurfacing are considered approved, allocated and appropriated as set forth in the fiscal year 2022 budget upon approval, the welfare of the City requiring it. The General Obligation bond Capital Improvement Program funding for fiscal year 2022 is \$90,812,900. Appendix "A", which is the Fiscal Year 2022 CIP Budget attached hereto, details the construction projects, capital maintenance, and capital acquisitions and is made a part of this resolution.



**BE IT FURTHER RESOLVED**, that the fiscal year 2022 allocations in the Capital Improvement Program be and are hereby adopted as the fiscal year 2022 Capital Construction Budget and funds are appropriated for architectural/engineering services and for land options, if necessary. The Administration shall use the following procedures in moving forward with Capital Construction projects:

The Administration shall present to the appropriate Council Committee the schematic design of the project(s) as defined by the standard Architectural and Engineering Agreement used by the City of Memphis, at an architectural or engineering expense not to exceed 20% of the contracted professional fee amount. Projects designed "in house" or gratuitously must also go through the process. Council approval in the next following regular session of the Council is then required before the continuation of any such project.

After such Council approval, Administration will proceed with final plan preparation, final land acquisition and take bids for the project. Council shall be informed as to the time limitation designated in the professional contract.

The Administration will return to the Council for approval of funds for construction expenditures.

**BE IT FURTHER RESOLVED**, that projects with prior years' allocation in any stage of design on the date of the 2022 budget adoption, that have not followed the procedure outlined above, must be returned to the Council for approval prior to going to bid.

**BE IT FURTHER RESOLVED** that projects with prior years' allocation that are not yet in the design process on the date of the adoption of the fiscal year 2022 CIP budget, and have been allowed for carryforward, or are funded by funds other than G.O. Bonds, must follow the same procedure outlined above for all prior approved projects.

**BE IT FURTHER RESOLVED**, that upon the completion/bond release of any authorized project, any unencumbered balance on projects completed in fiscal year 2022 will be returned to its source of funding, and/or made available for transfer or reallocation, subject to further allocation and appropriation of said funds by the Council.

**BE IT FURTHER RESOLVED**, that the Comptroller be and is hereby authorized to un-allocate and eliminate all prior year allocations that have not been carried forward in the fiscal year 2022 Capital Construction Budget.

**BE IT FURTHER RESOLVED**, that after construction funds have been appropriated by the Council, the Comptroller is no longer authorized to approve the transfer of unencumbered funds between categories within each project but must return to the Council for approval of such action.

**BE IT FURTHER RESOLVED**, that projects which subsequently require appropriations more than the total project amount approved in the fiscal year 2022 Capital Construction Budget and the Capital Acquisition Budget be subject to further Council approval.

**BE IT FURTHER RESOLVED**, that any land, building or facility under the jurisdiction of the City of Memphis or which has ever been funded or partially funded by the City of Memphis cannot be demolished, sold, given to, or leased to any non-municipal entity without authorization of the City Council. The authorization does not apply to routine short-term rental. Without authorization of the City Council, no assets may be received by the City.

**BE IT FURTHER RESOLVED**, that there be and is hereby appropriated an amount up to \$11,000,000 for the acquisition of vehicles and equipment as set forth in the fiscal year 2022 allocation of the Capital Acquisition Budget.

**BE IT FURTHER RESOLVED**, that the Comptroller be and is hereby authorized to bring forward into the fiscal year 2022 Capital Construction Budget all appropriations and only those allocations that have been carried forward from the fiscal year 2021 Capital Construction Budget.

**BE IT FURTHER RESOLVED**, that the Council expressly declares that each section, subsection, paragraph and provision of this resolution is severable, and that should any portion of this resolution be declared unconstitutional or invalid by a Court of Law, the same shall not affect the remainder of this resolution, but such unconstitutional or invalid portion shall be elided, and the City Council declares that it would have passed this resolution with such unconstitutional or invalid portions elided.

**BE IT FURTHER RESOLVED**, that this resolution take effect from and after the date it shall have been passed by the Council, signed by the Chairperson of the Council, certified and delivered to the office of the Mayor in writing by the Comptroller, and become effective as otherwise provided by the law.

I hereby certify that the foregoing is a true copy and document was adopted, approved by the Council of the City of Memphis in regular session on

Date JUN 15 2021

*Valerie C. Snipes*

Deputy Comptroller-Council Records

**FY2022 CIP Resolution**  
**APPENDIX A**

Division	Project Number	Project Name	Funding/Allocation
City Council	TBD	Council District Improvements	\$154,000
		<b>City Council Subtotal</b>	<b>\$154,000</b>
Convention Center	GS22300	Convention Center Coverline	\$400,000
		<b>Convention Center Subtotal</b>	<b>\$400,000</b>
Engineering	EN01036	STP Pedestrian Routes	\$80,000
	EN01060	Ball Road Sidewalk	\$168,000
	EN01061	Dunbar Elem School Safety	\$168,000
	EN01062	Mississippi Blvd Pedestrian	\$264,000
	EN01064	Range Line Road Sidewalk	\$78,000
	EN01065	Hanley Elem School Safety	\$168,000
	EN01067	HSIP Coverline	\$150,000
	EN01-TBD	Shelby Farms Midtown Greenline Connector	\$40,000
	EN01-TBD	Traffic Safety Development - N. Watkins and Corning Ave.	\$8,000
	EN01-TBD	Traffic Safety Development - Mill Ave. and N. Third St.	\$8,000
	EN01-TBD	Traffic Safety Development - Dellwood Ave. and St. Charles Dr.	\$30,000
	EN01096	LED Traffic Signal Replacement	\$1,000,000
	EN22100	Traffic Signals FY22	\$1,000,000
	EN22200	Traffic Calming Devices FY22	\$1,700,000
	EN22300	Urban Art FY22	\$350,000
	EN22400	Traffic Safety Development FY22	\$500,000
	<b>Engineering Subtotal</b>		
Fire Services	FS02031	Fire Station 1	\$6,000,000
	FS02032	EMA Sirens	\$126,400
	FS02033	Drill Tower Improvements	\$300,000
	FS04012	Personal Protective Equipment	\$600,000
	FS22100	Fire Station Repair Coverline	\$1,500,000
<b>Fire Services Subtotal</b>			<b>\$8,526,400</b>
General Services	GS22100	Major Modifications (Property Maint) Coverline	\$8,500,000
	GS22200	FY22 City Hall Improvements	\$4,900,000
	GS0222A-I	City-wide Fleet Acquisitions	\$11,000,000
	GS01049	Coke Facility	\$1,000,000
<b>General Services Subtotal</b>			<b>\$25,400,000</b>
HCD	CD01030	MHA-Foote Homes Future HOPE VI (South City)	\$2,000,000
<b>HCD Subtotal</b>			<b>\$2,000,000</b>

<b>FY2022 CIP Resolution</b> <b>APPENDIX A</b>
---

Division	Project Number	Project Name	Funding/Allocation
<b>Information Technology</b>	IT0001	Desktop & Application Infrastructure	\$500,000
	IT0002	Cyber Security Infrastructure Upgrade	\$1,000,000
	IT0003	Operational Infrastructure Enhancements	\$1,000,000
	IT0004	Implementation Modernization	\$1,000,000
<b>Information Technology Subtotal</b>			<b>\$3,500,000</b>
<b>Library Services</b>	LI01030	New Frayser Library	\$2,420,000
	<b>Library Services Subtotal</b>		
<b>MATA</b>	GA03028	Innovation Corridor Bus Rapid Transit	\$4,500,000
	GA03029	Transit Vision Project	\$1,000,000
<b>MATA Subtotal</b>			<b>\$5,500,000</b>
<b>Memphis River Parks</b>	PK13003	Mud Island North Gate Renovation	\$323,000
<b>Memphis River Parks Subtotal</b>			<b>\$323,000</b>
<b>Parks</b>	PK01032	Ed Rice Community Center	\$4,800,000
	PK03004	Tennis Major Maintenance	\$600,000
	PK06017	Audubon Cart Paths	\$500,000
	PK08037	Lichterman Nature Center Major Maintenance	\$200,000
	PK09002	Zoo Major Maintenance & Others	\$250,000
	PK22100	Parks and Neighborhoods Coverline	\$2,000,000
	PK-TBD	Levitt Shell	\$300,000
<b>Parks Subtotal</b>			<b>\$8,650,000</b>
<b>Police Services</b>	PD02013	Police Academy Renovation	\$575,000
	PD02016	New Mt. Moriah Station	\$500,000
	PD02018	Violent Crimes Unit Renovation	\$382,500
	PD03-TBD	Take Home Car Program	\$1,000,000
	PD04022	In-Car Video - GPS	\$300,000
	PD04025	Radio System Upgrade	\$6,000,000
	PD04029	Radio Maintenance Rehab Project	\$230,000
<b>Police Services Subtotal</b>			<b>\$8,987,500</b>
<b>Public Works</b>	PW22100	Asphalt Paving Coverline	\$16,900,000
	PW22200	Replace Various Sidewalks	\$500,000
	PW22300	ADA Curb Ramp Coverline	\$1,000,000
	PW22400	Bridge Repair Coverline	\$800,000
	PW-TBD	Channel Avenue Repaving	\$40,000
<b>Public Works Subtotal</b>			<b>\$19,240,000</b>
<b>GRAND TOTAL - G.O. BONDS</b>			<b>\$90,812,900</b>



# CIP SUMMARY

---

## City Wide Summary

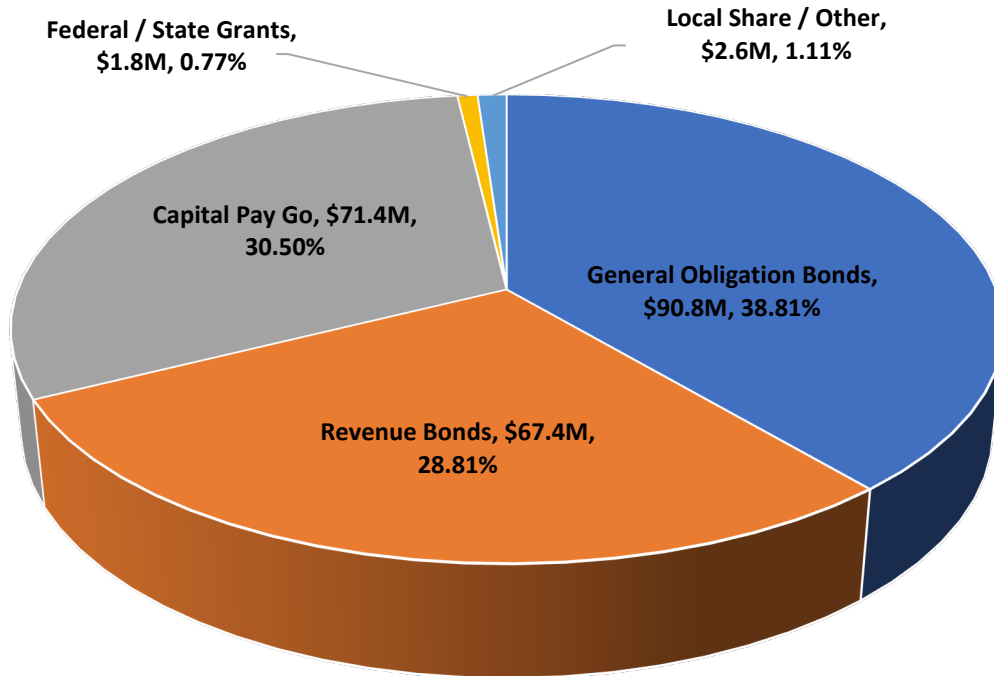
This section presents a summary of all active Capital Improvement Program projects throughout the City of Memphis.

City Wide Summary by Category

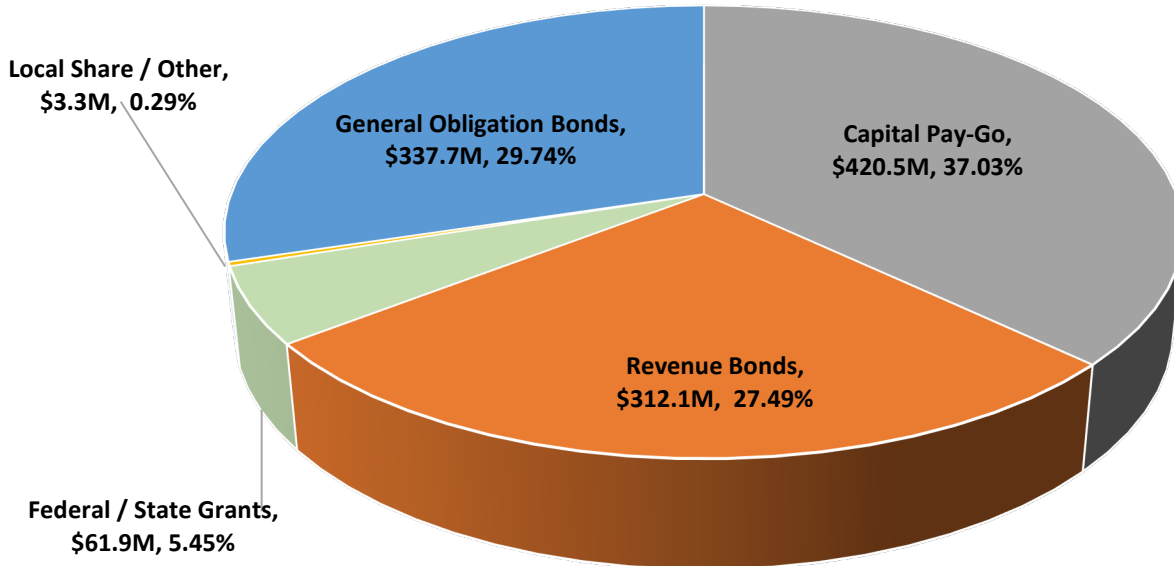
	Carry-forward	FY2022	FY2023	FY2024	FY2025	FY2026	Total
<b>REVENUE SOURCES</b>							
Capital Pay-Go	171,745,349	71,350,000	51,850,000	43,850,000	40,850,000	40,850,000	420,495,349
Federal Grants CIP	54,461,142	1,807,206	5,600,000	0	0	0	61,868,348
General Obligation Bonds	17,010,419	90,812,900	76,783,643	58,127,099	49,655,220	45,279,162	337,668,443
Local Other CIP	763,450	2,600,000	0	0	0	0	3,363,450
Sewer Revenue Bonds	20,000,000	50,000,000	50,000,000	50,000,000	30,000,000	30,000,000	230,000,000
Storm Water Bonds	0	17,400,000	15,300,000	16,000,100	16,700,000	16,700,000	82,100,100
<b>Total Revenues</b>	<b>263,980,360</b>	<b>233,970,106</b>	<b>199,533,643</b>	<b>167,977,199</b>	<b>137,205,220</b>	<b>132,829,162</b>	<b>1,135,495,690</b>
<b>EXPENDITURE TYPES</b>							
Architecture and Engineering	82,691,912	77,610,650	69,150,000	70,860,700	49,350,000	54,400,000	404,063,262
Contract Construction	171,562,453	129,434,456	113,732,991	87,348,150	79,146,681	69,256,080	650,480,811
Equipment CAP	0	84,174	0	0	0	0	84,174
Furniture Fixtures Equipment	1,746,750	1,020,000	1,040,000	1,536,162	680,000	700,000	6,722,912
Information Technology	1,618,311	10,290,000	12,812,092	4,702,123	3,976,687	3,976,687	37,375,900
Land Acquisition	6,056,934	1,460,000	310,000	310,000	310,000	310,000	8,756,934
Land Development	0	250,000	0	0	0	0	250,000
Other Cost	304,000	1,700,000	2,488,560	3,220,064	3,741,852	4,186,395	15,640,871
Vehicles CAP	0	12,120,826	0	0	0	0	12,120,826
<b>Total Expenditures</b>	<b>263,980,360</b>	<b>233,970,106</b>	<b>199,533,643</b>	<b>167,977,199</b>	<b>137,205,220</b>	<b>132,829,162</b>	<b>1,135,495,690</b>



### CAPITAL IMPROVEMENT PROGRAM WHERE THE MONEY COMES FROM



FY 2022 Budget \$233,970,106



FY 2022 - 2026 Programs \$1,135,495,690

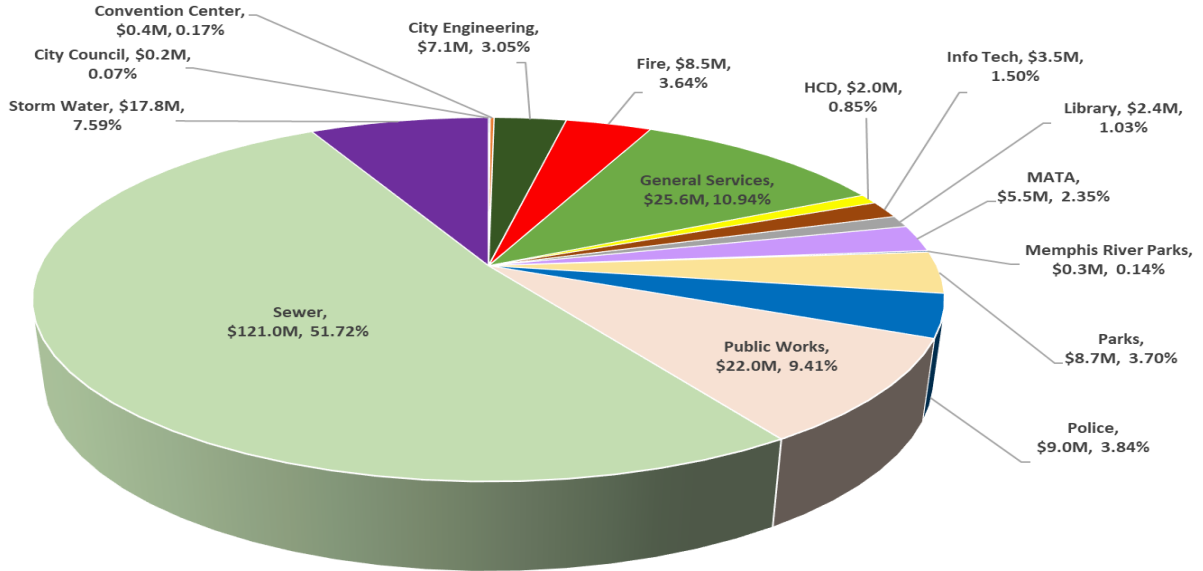
Includes Carryforward Allocation

**City Wide Summary by Division**

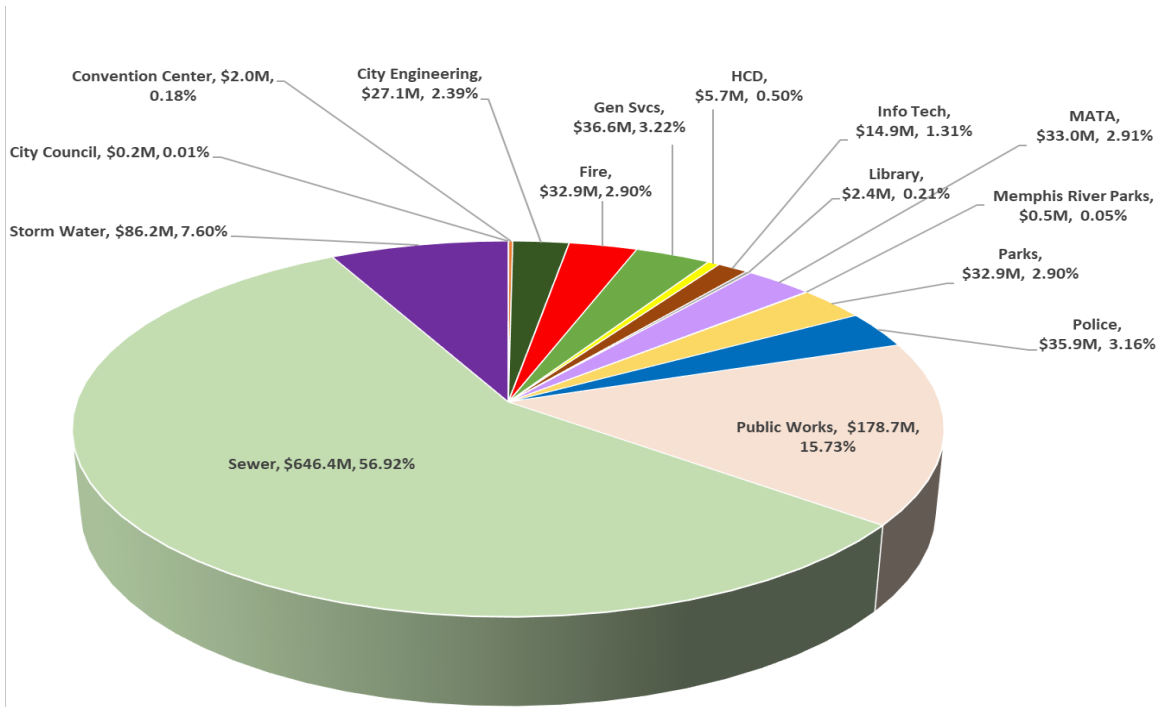
Division	Carry-forward	FY2022	FY2023	FY2024	FY2025	FY2026	Total
City Council	0	154,000	0	0	0	0	154,000
City Engineering	680,014	7,142,206	5,010,000	4,760,000	4,760,000	4,760,000	27,112,220
Convention Center	0	400,000	400,000	400,000	400,000	400,000	2,000,000
Executive	75,000	0	0	0	0	0	75,000
Fire Services	1,913,311	8,526,400	7,940,760	5,096,064	4,502,092	4,957,475	32,936,102
General Services	0	25,605,000	5,000,000	6,000,000	0	0	36,605,000
Housing and Community Development	1,725,000	2,000,000	2,000,000	0	0	0	5,725,000
Information Technology	0	3,500,000	5,775,000	1,875,000	1,875,000	1,875,000	14,900,000
Library Services	0	2,420,000	0	0	0	0	2,420,000
MATA	2,291,750	5,500,000	6,897,809	7,170,750	8,486,441	2,655,000	33,001,750
Memphis River Parks	200,000	323,000	0	0	0	0	523,000
Parks and Neighborhoods	416,034	8,650,000	5,500,000	5,850,000	5,750,000	6,750,000	32,916,034
Police Services	2,511,260	8,987,500	15,060,074	5,175,285	2,081,687	2,081,687	35,897,493
Public Works	62,422,642	22,012,000	28,800,000	21,800,000	21,800,000	21,800,000	178,634,642
Sewer Fund	189,357,667	121,000,000	101,500,000	93,500,000	70,500,000	70,500,000	646,357,667
Storm Water Fund	2,387,682	17,750,000	15,650,000	16,350,100	17,050,000	17,050,000	86,237,782
<b>Total</b>	<b>263,980,360</b>	<b>233,970,106</b>	<b>199,533,643</b>	<b>167,977,199</b>	<b>137,205,220</b>	<b>132,829,162</b>	<b>1,135,495,690</b>

### CAPITAL IMPROVEMENT PROGRAM USE OF FUNDS

CITYWIDE CIP SUMMARY



**FY 2022 Budget \$233,970,106**



**FY 2022 - 2026 Programs \$1,135,495,690**

Includes Carryforward Allocation

## FY2022 Capital Improvement Budget Summary

Project Number	Project Name	Carryforward	FY2022	Total FY2022
<b>CITY COUNCIL</b>				
CC22100	Council District Improvements	\$0	\$154,000	\$154,000
	<b>Total City Council</b>	<b>\$0</b>	<b>\$154,000</b>	<b>\$154,000</b>
<b>CITY ENGINEERING</b>				
EN22100	Traffic Signals Coverline	\$0	\$1,000,000	\$1,000,000
EN22200	Traffic Calming Devices Coverline	\$0	\$1,700,000	\$1,700,000
EN22300	Urban Art Coverline	\$0	\$350,000	\$350,000
EN22400	Traffic Safety Development Coverline	\$0	\$500,000	\$500,000
EN01036	STP Pedestrian Routes	\$155,062	\$207,344	\$362,406
EN01060	Ball Road Sidewalk	\$331,181	\$499,181	\$830,362
EN01061	Dunbar Elem School Safety	\$0	\$168,000	\$168,000
EN01062	Mississippi Blvd Pedestrian	\$0	\$264,000	\$264,000
EN01064	Range Line Road Sidewalk	\$0	\$369,980	\$369,980
EN01065	Hanley Elem School Safety	\$0	\$647,701	\$647,701
EN01067	HSIP Coverline	\$193,771	\$150,000	\$343,771
EN01096	LED Traffic Signal Replacement	\$0	\$1,000,000	\$1,000,000
EN01108	Shelby Farms/Midtown Greenline	\$0	\$240,000	\$240,000
EN01110	Traffic Safety Development-District 7	\$0	\$46,000	\$46,000
	<b>Total City Engineering</b>	<b>\$680,014</b>	<b>\$7,142,206</b>	<b>\$7,822,220</b>
<b>CONVENTION CENTER</b>				
GS22300	Convention Center Coverline	\$0	\$400,000	\$400,000
	<b>Total Convention Center</b>	<b>\$0</b>	<b>\$400,000</b>	<b>\$400,000</b>
<b>EXECUTIVE</b>				
GA01031	Play Yard Renovation-Animal Services	\$75,000	\$0	\$75,000
	<b>Total Executive</b>	<b>\$75,000</b>	<b>\$0</b>	<b>\$75,000</b>
<b>FIRE SERVICES</b>				
FS02008	Fire Station 11 Renovations	\$1,740,000	\$0	\$1,740,000
FS02011	Replace Fire Station #43	\$173,311	\$0	\$173,311
FS02031	Fire Station 1 Construction	\$0	\$6,000,000	\$6,000,000
FS02032	EMA Sirens	\$0	\$126,400	\$126,400
FS02033	Drill Tower Improvements	\$0	\$300,000	\$300,000
FS04012	Personal Protective Equipment	\$0	\$600,000	\$600,000
FS18102	Avery Renovations	\$0	\$0	\$0
FS22100	Fire Station Improvements Coverline	\$0	\$1,500,000	\$1,500,000
	<b>Total Fire Services</b>	<b>\$1,913,311</b>	<b>\$8,526,400</b>	<b>\$10,439,711</b>

### FY2022 Capital Improvement Budget Summary *(Continued)*

Project Number	Project Name	Carryforward	FY2022	Total FY2022
<b>GENERAL SERVICES</b>				
GS01049	Coke Facility - Adaptive Reuse	\$0	\$1,000,000	\$1,000,000
GS22100	Major Modification Coverline	\$0	\$8,500,000	\$8,500,000
GS22200	City Hall Improvements	\$0	\$4,900,000	\$4,900,000
GS0222A	FY22 CAQ Police	\$0	\$3,349,000	\$3,349,000
GS0222B	FY22 CAQ Engineering	\$0	\$325,000	\$325,000
GS0222C	FY22 CAQ Public Works	\$0	\$191,000	\$191,000
GS0222D	FY22 CAQ PW-Street Maintenance	\$0	\$451,000	\$451,000
GS0222E	FY22 CAQ Executive (Animal Services)	\$0	\$66,970	\$66,970
GS0222F	FY22 CAQ Fire	\$0	\$5,729,030	\$5,729,030
GS0222G	FY22 CAQ General Services	\$0	\$420,540	\$420,540
GS0222H	FY22 CAQ Parks	\$0	\$603,460	\$603,460
GS0222I	FY22 CAQ Library	\$0	\$69,000	\$69,000
<b>Total General Services</b>		<b>\$0</b>	<b>\$25,605,000</b>	<b>\$25,605,000</b>
<b>HOUSING AND COMMUNITY DEVELOPMENT</b>				
CD01030	MHA-Foote Homes Future HOPE VI	\$0	\$2,000,000	\$2,000,000
CD01092	Raleigh Mall Redevelopment Project	\$225,000	\$0	\$225,000
CD01097	Klondike/Smokey City Initiative	\$1,500,000	\$0	\$1,500,000
<b>Total Housing and Community Development</b>		<b>\$1,725,000</b>	<b>\$2,000,000</b>	<b>\$3,725,000</b>
<b>INFORMATION TECHNOLOGY</b>				
IT01001	Desktop & Application Infrastructure	\$0	\$500,000	\$500,000
IT01002	Cyber Security Infrastructure Upgrade	\$0	\$1,000,000	\$1,000,000
IT01003	Operational Infrastructure Enhancements	\$0	\$1,000,000	\$1,000,000
IT01004	Implementation Modernization	\$0	\$1,000,000	\$1,000,000
<b>Total Information Technology</b>		<b>\$0</b>	<b>\$3,500,000</b>	<b>\$3,500,000</b>
<b>LIBRARY SERVICES</b>				
LI01030	New Frayser Library	\$0	\$2,420,000	\$2,420,000
<b>Total Library Services</b>		<b>\$0</b>	<b>\$2,420,000</b>	<b>\$2,420,000</b>
<b>MATA</b>				
GA03011	Paratransit In-Service Vehicles	\$841,750	\$0	\$841,750
GA03023	Operations/Maintenance Facility	\$1,450,000	\$0	\$1,450,000
GA03028	Innovation Corridor Bus Rapid Transit	\$0	\$4,500,000	\$4,500,000
GA03029	Transit Vision Project	\$0	\$1,000,000	\$1,000,000
<b>Total MATA</b>		<b>\$2,291,750</b>	<b>\$5,500,000</b>	<b>\$7,791,750</b>

### FY2022 Capital Improvement Budget Summary *(Continued)*

Project Number	Project Name	Carryforward	FY2022	Total FY2022
<b>MEMPHIS RIVER PARKS</b>				
GA01028	Mud Island Amphitheater Upgrade	\$200,000	\$0	\$200,000
PK13003	Mud Island North Gate Renovation	\$0	\$323,000	\$323,000
<b>Total Memphis River Parks</b>		<b>\$200,000</b>	<b>\$323,000</b>	<b>\$523,000</b>
<b>PARKS &amp; NEIGHBORHOODS</b>				
PK01032	Ed Rice Community Center	\$0	\$4,800,000	\$4,800,000
PK03004	Tennis Major Maintenance	\$0	\$600,000	\$600,000
PK06017	Audubon Golf Course Cart Paths	\$0	\$500,000	\$500,000
PK07012	Greenway Improvements	\$116,034	\$0	\$116,034
PK07110	Levitt Shell	\$0	\$300,000	\$300,000
PK08037	Lichterman Major Maintenance	\$0	\$200,000	\$200,000
PK09002	Zoo Major Maintenance	\$300,000	\$250,000	\$550,000
PK22100	Park Services Coverline	\$0	\$2,000,000	\$2,000,000
<b>Total Parks &amp; Neighborhoods</b>		<b>\$416,034</b>	<b>\$8,650,000</b>	<b>\$9,066,034</b>
<b>POLICE SERVICES</b>				
PD02013	Police Academy Renovation	\$499,200	\$575,000	\$1,074,200
PD02016	Mount Moriah Station	\$0	\$500,000	\$500,000
PD02018	Violent Crimes Unit Renovation	\$0	\$382,500	\$382,500
PD03010	Take-Home Car Program	\$0	\$1,000,000	\$1,000,000
PD04022	In-Car Video/GPS/BWC	\$600,000	\$300,000	\$900,000
PD04025	Radio System Upgrade	\$0	\$6,000,000	\$6,000,000
PD04029	Radio Maintenance Rehab Project	\$1,412,060	\$230,000	\$1,642,060
<b>Total Police Services</b>		<b>\$2,511,260</b>	<b>\$8,987,500</b>	<b>\$11,498,760</b>
<b>PUBLIC WORKS</b>				
PW22100	Asphalt Paving Coverline	\$0	\$19,500,000	\$19,500,000
PW22200	Replace Various Sidewalks	\$0	\$500,000	\$500,000
PW22300	ADA Curb Ramp Coverline	\$0	\$1,000,000	\$1,000,000
PW22400	Bridge Repair Coverline	\$0	\$800,000	\$800,000
PW01023	Second/I-40/Cedar	\$20,822,450	\$0	\$20,822,450
PW01025	Winchester/Perkins	\$1,265,000	\$0	\$1,265,000
PW01056	Holmes-Millbranch to East of Tchulahoma	\$14,834,363	\$0	\$14,834,363
PW01064	Elvis Presley/Shelby/Winchester	\$6,691,492	\$0	\$6,691,492
PW01179	Holmes-East Malone/Lamar	\$14,612,760	\$0	\$14,612,760
PW01277	Poplar-Front to Bellevue	\$4,196,577	\$0	\$4,196,577
PW01290	Channel Avenue Repaving	\$0	\$212,000	\$212,000
<b>Total Public Works</b>		<b>\$62,422,642</b>	<b>\$22,012,000</b>	<b>\$84,434,642</b>

### FY2022 Capital Improvement Budget Summary *(Continued)*

Project Number	Project Name	Carryforward	FY2022	Total FY2022
<b>SEWER</b>				
SW22100	Misc Subdivisions Outfalls Coverline	\$0	\$5,000,000	\$5,000,000
SW22200	Rehab Existing Systems Coverline	\$0	\$10,000,000	\$10,000,000
SW22300	Service Unsewered Coverline	\$0	\$1,000,000	\$1,000,000
SW02006	Sludge Disposal/Earth Complex	\$20,700,000	\$2,000,000	\$22,700,000
SW02011	Covered Anaerobic Lagoon	\$35,800,000	\$5,000,000	\$40,800,000
SW02033	South Plant Expansion	\$38,010,800	\$8,000,000	\$46,010,800
SW04007	Environmental Maintenance Relocation	\$1,839,811	\$0	\$1,839,811
SW04009	Stiles Plant Modification	\$22,673,905	\$15,000,000	\$37,673,905
SW04011	Stiles WWTF Biosolids Upgrades	\$39,000,000	\$25,000,000	\$64,000,000
SW05001	Sewer Assessment & Rehab	\$31,333,151	\$50,000,000	\$81,333,151
	<b>Total Sewer</b>	<b>\$189,357,667</b>	<b>\$121,000,000</b>	<b>\$310,357,667</b>
<b>STORM WATER</b>				
ST02001	Design Coverline	\$0	\$5,200,000	\$5,200,000
ST03205	Drainage Coverline	\$838,795	\$9,000,000	\$9,838,795
ST03207	Flood Control Coverline	\$948,887	\$2,200,000	\$3,148,887
ST03211	Curb & Gutter-Misc Locations	\$0	\$500,000	\$500,000
ST03214	Flood Mitigation Coverline	\$0	\$350,000	\$350,000
ST03216	Bridge Repair ST Coverline	\$0	\$500,000	\$500,000
ST03217	Bartlett Rd/Fletcher - Storm	\$600,000	\$0	\$600,000
	<b>Total Storm Water</b>	<b>\$2,387,682</b>	<b>\$17,750,000</b>	<b>\$20,137,682</b>
	<b>GRAND TOTAL FY2022</b>	<b>\$263,980,360</b>	<b>\$233,970,106</b>	<b>\$497,950,466</b>





**FY2022 Division Capital Acquisition Summary**

Division/Legal Level	Detailed Description	Units	Estimated Cost per Unit	Total Cost (G.O. Bonds)	Division Total
<b>CITY ENGINEERING - GS0222B</b>					
Signal Maintenance	Bucket Truck (2-Man)	1	\$225,000	\$225,000	
Signs and Marking	Sign Trucks (F-550 Chassis w/ Mods)	1	\$100,000	\$100,000	
				<b>Total City Engineering</b>	<b>\$325,000</b>
<b>EXECUTIVE - GS0222E</b>					
Animal Services	Van	1	\$66,970	\$66,970	
				<b>Total Executive</b>	<b>\$66,970</b>
<b>FIRE SERVICES - GS0222F</b>					
Suppression	Fire Engine	2	\$766,300	\$1,532,600	
Suppression	Aerial Ladder Truck	2	\$1,126,600	\$2,253,200	
Emergency	3/4 Crew Cab 4x4 Pick-Up Truck	1	\$43,000	\$43,000	
Suppression	1 Ton Crew Cab (ARV) LWB Pick-Up	1	\$80,599	\$80,599	
Emergency	EMS Ambulances	4	\$251,354	\$1,005,416	
Emergency	EMS Hybrid Ambulances	1	\$236,290	\$236,290	
Suppression	Logistic Class 4 Truck	1	\$208,980	\$208,980	
Suppression	Facility Infrastructure -- Hybrid-Electric	1	\$84,174	\$84,174	
Suppression	Hydrant Repair Vehicle	1	\$79,771	\$79,771	
				<b>Total Fire Services</b>	<b>\$5,524,030</b>
<b>GENERAL SERVICES - GS0222G</b>					
Property Maintenance	3/4 Ton Cargo Van w/ Bins & Ladder Rack	5	\$28,350	\$141,750	
Property Maintenance	3/4 Ton LWB Pick-Up Truck	2	\$34,000	\$68,000	
Property Maintenance	3/4 Ton KUV Van	2	\$34,895	\$69,790	
Ground Maintenance	1 Ton Crew Cab Ton Dump w/ Arrow Board	1	\$64,000	\$64,000	
Ground Maintenance	3/4 Ton 4x4 LWB Crew Cab	1	\$43,000	\$43,000	
Ground Maintenance	3/4 Ton Crew Cab Pick-Up Truck	1	\$34,000	\$34,000	
				<b>Total General Services</b>	<b>\$420,540</b>
<b>LIBRARY SERVICES - GS0222I</b>					
Library	3/4 Cargo Van w/ shelves	1	\$32,000	\$32,000	
Library	3/4 Crew Cab Pick-Up Truck	1	\$37,000	\$37,000	
				<b>Total Library Services</b>	<b>\$69,000</b>

### FY2022 Division Capital Acquisition Summary *(Continued)*

Division/Legal Level	Detailed Description	Units	Estimated Cost per Unit	Total Cost (G.O. Bonds)	Division Total
<b>PARKS &amp; NEIGHBORHOODS - GS0222H</b>					
Park Operations	Garbage Truck	1	\$115,000	\$115,000	
Park Operations	Crew Cab Flat Bed Landscape Trucks	2	\$47,000	\$94,000	
Park Operations	1 Ton Crew Cab Dump	1	\$64,000	\$64,000	
Golf	1/2 Ton Single Cab Utility Body Pick-Up	1	\$33,870	\$33,870	
Golf	1 Ton Crew Cab Dump (NO air brakes)	1	\$64,000	\$64,000	
Zoo	Hospital Van	1	\$78,000	\$78,000	
Park Rangers	4 Cylinder Pick Up Trucks with Bar Lights	6	\$25,765	\$154,590	
<b>Total Parks &amp; Neighborhoods</b>					<b>\$603,460</b>
<b>POLICE - GS0222A</b>					
Patrol	Marked Vehicles	60	\$37,000	\$2,220,000	
Patrol - Lt	Marked Lt. Vehicles	9	\$33,500	\$301,500	
Command	Unmarked Command Vehicles (Chargers)	6	\$33,500	\$201,000	
Crime Scene	Marked Minivans (CSI)	2	\$27,500	\$55,000	
TACT	Full-size SUVs (Tahoes)	2	\$42,000	\$84,000	
Patrol	Marked Pursuit Mid-size SUVs (Durangos)	6	\$41,000	\$246,000	
RTCC	Unmarked Pursuit SSV CC 4x4 (Truck)	2	\$34,000	\$68,000	
K-9	Marked Pursuit SUVs (Durangos)	1	\$41,000	\$41,000	
MGU	Unmarked Street Appearance (Chargers)	5	\$26,500	\$132,500	
<b>Total Police Services</b>					<b>\$3,349,000</b>
<b>PUBLIC WORKS - GS0222C</b>					
Code Enforcement	4 Cylinder Sedan	6	\$24,000	\$144,000	
Environ. Enforcement	1 Ton Crew Cab Landscape Truck	1	\$47,000	\$47,000	
<b>PUBLIC WORKS (STREET MAINTENANCE) - GS0222D</b>					
Street Maintenance	Tandem Dump Truck	2	\$120,000	\$240,000	
Street Maintenance	2 Ton Single-Axle Dump Truck	1	\$90,000	\$90,000	
Street Maintenance	Extd Cab long wheel F-250 w/ Arrow Board	2	\$37,000	\$74,000	
Street Maintenance	1 Ton Landscape Truck w/ Crew Cab	1	\$47,000	\$47,000	
<b>Total Public Works</b>					<b>\$642,000</b>
<b>TOTAL - ALL DIVISIONS</b>					<b>\$11,000,000</b>

### Current Year Division Summary

	Carry-forward	FY 2022
<b>REVENUE SOURCES</b>		
General Obligation	0	154,000
Bonds		
<b>Total Revenues</b>	<b>0</b>	<b>154,000</b>
<b>EXPENDITURE TYPES</b>		
Contract Construction	0	154,000
<b>Total Expenditures</b>	<b>0</b>	<b>154,000</b>

### Five-Year Division Summary

	Carry-forward	FY 2022	FY 2023	FY 2024	FY 2025	FY 2026	Total
<b>REVENUE SOURCES</b>							
General Obligation	0	154,000	0	0	0	0	154,000
Bonds							
<b>Total Revenues</b>	<b>0</b>	<b>154,000</b>	<b>0</b>	<b>0</b>	<b>0</b>	<b>0</b>	<b>154,000</b>
<b>EXPENDITURE TYPES</b>							
Contract Construction	0	154,000	0	0	0	0	154,000
<b>Total Expenditures</b>	<b>0</b>	<b>154,000</b>	<b>0</b>	<b>0</b>	<b>0</b>	<b>0</b>	<b>154,000</b>

### City Council - Summary by Project

Reference Number	Project Number	Project Name	Carry-forward	FY 2022	FY 2023	FY 2024	FY 2025	FY 2026	Total
1	CC22100	Council District Improvements	0	154,000	0	0	0	0	154,000
<b>Total All Projects</b>			<b>0</b>	<b>154,000</b>	<b>0</b>	<b>0</b>	<b>0</b>	<b>0</b>	<b>154,000</b>

CITY COUNCIL • SUMMARY BY PROJECT

**Project Reference No. 1**

**Project Name** Council District Improvements

**Project Number** CC22100

**Project Description / Justification:**

This newly-allocated project funds specific improvements by District as identified and mandated by members of the City Council.

**Operating Budget Impact:** None

**Council District:** Various

**Super District:** Various

**Project Spend to Date:** \$0

	Carryforward	FY 2022	FY 2023	FY 2024	FY 2025	FY 2026	Total
<b>REVENUE SOURCES</b>							
General Obligation Bonds	0	154,000	0	0	0	0	154,000
<b>Total Revenues</b>	<b>0</b>	<b>154,000</b>	<b>0</b>	<b>0</b>	<b>0</b>	<b>0</b>	<b>154,000</b>
<b>EXPENDITURE TYPES</b>							
Contract Construction	0	154,000	0	0	0	0	154,000
<b>Total Expenditures</b>	<b>0</b>	<b>154,000</b>	<b>0</b>	<b>0</b>	<b>0</b>	<b>0</b>	<b>154,000</b>



**Current Year Division Summary**

	Carry-forward	FY 2022
<b>REVENUE SOURCES</b>		
Federal Grants CIP	458,525	1,430,206
General Obligation Bonds	221,489	5,712,000
<b>Total Revenues</b>	<b>680,014</b>	<b>7,142,206</b>
<b>EXPENDITURE TYPES</b>		
Architecture and Engineering	188,519	844,500
Contract Construction	491,495	5,347,706
Furniture Fixture Equipment	0	590,000
Land Acquisition	0	10,000
Other Cost	0	350,000
<b>Total Expenditures</b>	<b>680,014</b>	<b>7,142,206</b>

**Five Year Division Summary**

	Carry-forward	FY 2022	FY 2023	FY 2024	FY 2025	FY 2026	Total
<b>REVENUE SOURCES</b>							
Federal Grants CIP	458,525	1,430,206	0	0	0	0	1,888,731
General Obligation Bonds	221,489	5,712,000	5,010,000	4,760,000	4,760,000	4,760,000	25,223,489
<b>Total Revenues</b>	<b>680,014</b>	<b>7,142,206</b>	<b>5,010,000</b>	<b>4,760,000</b>	<b>4,760,000</b>	<b>4,760,000</b>	<b>27,112,220</b>
<b>EXPENDITURE TYPES</b>							
Architecture and Engineering	188,519	844,500	600,000	600,000	600,000	600,000	3,433,019
Contract Construction	491,495	5,347,706	3,400,000	3,150,000	3,150,000	3,150,000	18,689,201
Furniture Fixture Equipment	0	590,000	600,000	600,000	600,000	600,000	2,990,000
Land Acquisition	0	10,000	10,000	10,000	10,000	10,000	50,000
Other Cost	0	350,000	400,000	400,000	400,000	400,000	1,950,000
<b>Total Expenditures</b>	<b>680,014</b>	<b>7,142,206</b>	<b>5,010,000</b>	<b>4,760,000</b>	<b>4,760,000</b>	<b>4,760,000</b>	<b>27,112,220</b>

**City Engineering - Summary by Project**

CITY ENGINEERING • SUMMARY BY PROJECT

Reference Number	Project Number	Project Name	Carry-forward	FY 2022	FY 2023	FY 2024	FY 2025	FY 2026	Total
1	EN22100	Traffic Signals Coverline	0	1,000,000	1,260,000	1,260,000	1,260,000	1,260,000	6,040,000
2	EN22200	Traffic Calming Devices Coverline	0	1,700,000	1,700,000	1,700,000	1,700,000	1,700,000	8,500,000
3	EN22300	Urban Art Coverline	0	350,000	400,000	400,000	400,000	400,000	1,950,000
4	EN22400	Traffic Safety Dvlpmt Coverline	0	500,000	250,000	250,000	250,000	250,000	1,500,000
5	EN01036	STP Pedestrian Routes	155,062	207,344	0	0	0	0	362,406
6	EN01060	Ball Road Sidewalk	331,181	499,181	0	0	0	0	830,362
7	EN01061	Dunbar Elem School Safety	0	168,000	0	0	0	0	168,000
8	EN01062	Mississippi Blvd Pedestrian	0	264,000	0	0	0	0	264,000
9	EN01064	Range Line Road Sidewalk	0	369,980	0	0	0	0	369,980
10	EN01065	Hanley Elem School Safety	0	647,701	0	0	0	0	647,701
11	EN01067	HSIP Coverline	193,771	150,000	150,000	150,000	150,000	150,000	943,771
12	EN01096	LED Traffic Sig Replacement	0	1,000,000	1,250,000	1,000,000	1,000,000	1,000,000	5,250,000
13	EN01108	Shelby Farms/Midtown Greenline	0	240,000	0	0	0	0	240,000
14	EN01110	Traf Safety Dvlpmt-District 7	0	46,000	0	0	0	0	46,000
<b>Total All Projects</b>			<b>680,014</b>	<b>7,142,206</b>	<b>5,010,000</b>	<b>4,760,000</b>	<b>4,760,000</b>	<b>4,760,000</b>	<b>27,112,220</b>



**Project Reference No. 1**

**Project Name** FY22 Traffic Signals Coverline

**Project Number** EN22100

**Project Description / Justification:**

This project is used to purchase traffic signal materials to be installed by City personnel to provide greater safety, improve the flow of traffic, and upgrade existing traffic signals that do not meet safety standards. New controllers, poles, and other equipment will be purchased to replace old and inoperable ones. The funding allocated to this project in FY22 should be appropriated to active construction projects by June 2022.

**Operating Budget Impact:** None

**Council District:** Various

**Super District:** Various

**Project Spend to Date:** N/A

	Carryforward	FY 2022	FY 2023	FY 2024	FY 2025	FY 2026	Total
<b>REVENUE SOURCES</b>							
General Obligation Bonds	0	1,000,000	1,260,000	1,260,000	1,260,000	1,260,000	6,040,000
<b>Total Revenues</b>	<b>0</b>	<b>1,000,000</b>	<b>1,260,000</b>	<b>1,260,000</b>	<b>1,260,000</b>	<b>1,260,000</b>	<b>6,040,000</b>
<b>EXPENDITURE TYPES</b>							
Architecture and Engineering	0	50,000	50,000	50,000	50,000	50,000	250,000
Contract Construction	0	350,000	600,000	600,000	600,000	600,000	2,750,000
Furniture Fixture Equipment	0	590,000	600,000	600,000	600,000	600,000	2,990,000
Land Acquisition	0	10,000	10,000	10,000	10,000	10,000	50,000
<b>Total Expenditures</b>	<b>0</b>	<b>1,000,000</b>	<b>1,260,000</b>	<b>1,260,000</b>	<b>1,260,000</b>	<b>1,260,000</b>	<b>6,040,000</b>

**Project Reference No. 2**

**Project Name** FY22 Traffic Calming Devices Coverline

**Project Number** EN22200

**Project Description / Justification:**

This project is for the installation of traffic calming devices such as speed humps, traffic circles, and rumble strips on local neighborhood streets that have documented speeding problems and meet established criteria for installation. This is an extremely popular program with neighborhoods and requests continue to be received. The funding allocated to this project in FY22 should be appropriated to study, design and build speed hump locations by June 2022.

**Operating Budget Impact:** None

**Council District:** Various

**Super District:** Various

**Project Spend to Date:** N/A

	Carryforward	FY 2022	FY 2023	FY 2024	FY 2025	FY 2026	Total
<b>REVENUE SOURCES</b>							
General Obligation Bonds	0	1,700,000	1,700,000	1,700,000	1,700,000	1,700,000	8,500,000
<b>Total Revenues</b>	<b>0</b>	<b>1,700,000</b>	<b>1,700,000</b>	<b>1,700,000</b>	<b>1,700,000</b>	<b>1,700,000</b>	<b>8,500,000</b>
<b>EXPENDITURE TYPES</b>							
Architecture and Engineering	0	350,000	350,000	350,000	350,000	350,000	1,750,000
Contract Construction	0	1,350,000	1,350,000	1,350,000	1,350,000	1,350,000	6,750,000
<b>Total Expenditures</b>	<b>0</b>	<b>1,700,000</b>	<b>1,700,000</b>	<b>1,700,000</b>	<b>1,700,000</b>	<b>1,700,000</b>	<b>8,500,000</b>

**Project Reference No. 3**

**Project Name** FY22 Urban Art Coverline  
**Project Number** EN22300

**Project Description / Justification:**

This project makes funding available to create artworks that function as an essential element within the overall design of various City projects, complementing existing or proposed architectural elements with capital improvement projects. The total funding for all Urban Art CIP may not exceed \$1.5 million in two successive fiscal years. Urban Art CIP is limited to \$1 million per fiscal year by Ordinance No. 4934. The funding allocated to this project in FY22 should be appropriated to active art installation projects by June 2022.

**Operating Budget Impact:** None  
**Council District:** Various  
**Super District:** Various  
**Project Spend to Date:** N/A

	Carryforward	FY 2022	FY 2023	FY 2024	FY 2025	FY 2026	Total
<b>REVENUE SOURCES</b>							
General Obligation Bonds	0	350,000	400,000	400,000	400,000	400,000	1,950,000
<b>Total Revenues</b>	<b>0</b>	<b>350,000</b>	<b>400,000</b>	<b>400,000</b>	<b>400,000</b>	<b>400,000</b>	<b>1,950,000</b>
<b>EXPENDITURE TYPES</b>							
Other Cost	0	350,000	400,000	400,000	400,000	400,000	1,950,000
<b>Total Expenditures</b>	<b>0</b>	<b>350,000</b>	<b>400,000</b>	<b>400,000</b>	<b>400,000</b>	<b>400,000</b>	<b>1,950,000</b>

**Project Reference No. 4**

**Project Name** FY22 Traffic Safety Development Coverline

**Project Number** EN22400

**Project Description / Justification:**

This project funds specific traffic safety development initiatives by District as identified and mandated by members of the City Council.

**Operating Budget Impact:** None

**Council District:** Various

**Super District:** Various

**Project Spend to Date:** N/A

	Carryforward	FY 2022	FY 2023	FY 2024	FY 2025	FY 2026	Total
<b>REVENUE SOURCES</b>							
General Obligation Bonds	0	500,000	250,000	250,000	250,000	250,000	1,500,000
<b>Total Revenues</b>	<b>0</b>	<b>500,000</b>	<b>250,000</b>	<b>250,000</b>	<b>250,000</b>	<b>250,000</b>	<b>1,500,000</b>

<b>EXPENDITURE TYPES</b>							
Architecture and Engineering	0	50,000	50,000	50,000	50,000	50,000	250,000
Contract Construction	0	450,000	200,000	200,000	200,000	200,000	1,250,000
<b>Total Expenditures</b>	<b>0</b>	<b>500,000</b>	<b>250,000</b>	<b>250,000</b>	<b>250,000</b>	<b>250,000</b>	<b>1,500,000</b>

**Project Reference No. 5**

**Project Name** STP Pedestrian Routes

**Project Number** EN01036

**Project Description / Justification:**

Surface Transportation Program (STP) is a federal assistance program. This project will fund analysis of existing sidewalks in the proximity of schools to develop a comprehensive sidewalk implementation plan and the design and installation of sidewalks on routes to schools. Three projects were identified as demonstration projects: Mimosa Avenue at Carpenter Street; Range Line Road at Orman Avenue; and a mid-block crossing at Kimball Avenue in front of Cherokee Elementary. The funding allocated to this project in FY22 should be appropriated to active construction projects by June 2022.

**Operating Budget Impact:** None

**Council District:** Various

**Super District:** Various

**Project Spend to Date:** \$465,766

	Carryforward	FY 2022	FY 2023	FY 2024	FY 2025	FY 2026	Total
<b>REVENUE SOURCES</b>							
Federal Grants CIP	127,344	127,344	0	0	0	0	254,688
General Obligation Bonds	27,718	80,000	0	0	0	0	107,718
<b>Total Revenues</b>	<b>155,062</b>	<b>207,344</b>	<b>0</b>	<b>0</b>	<b>0</b>	<b>0</b>	<b>362,406</b>
<b>EXPENDITURE TYPES</b>							
Architecture and Engineering	5,062	0	0	0	0	0	5,062
Contract Construction	150,000	207,344	0	0	0	0	357,344
<b>Total Expenditures</b>	<b>155,062</b>	<b>207,344</b>	<b>0</b>	<b>0</b>	<b>0</b>	<b>0</b>	<b>362,406</b>

**Project Reference No. 6**

**Project Name** Ball Road Sidewalk  
**Project Number** EN01060

**Project Description / Justification:**

This project includes the repair, replacement and new construction of sidewalks, ADA ramps, curbs and gutters along Ball Road/Ketchum Road between Perry Road & Airways Boulevard and Manchester Road between Ball Road & E. Alcy Road. Additionally, the project will include the marking of crosswalks in the project area near Alcy Elementary. This project will improve the safety of children walking to Alcy Elementary School and address ADA accessibility issues. The funding allocated to this project in FY22 should be appropriated to active construction projects by June 2022.

**Operating Budget Impact:** None  
**Council District:** Various  
**Super District:** Various  
**Project Spend to Date:** \$0

	Carryforward	FY 2022	FY 2023	FY 2024	FY 2025	FY 2026	Total
<b>REVENUE SOURCES</b>							
Federal Grants CIP	331,181	331,181	0	0	0	0	662,362
General Obligation Bonds	0	168,000	0	0	0	0	168,000
<b>Total Revenues</b>	<b>331,181</b>	<b>499,181</b>	<b>0</b>	<b>0</b>	<b>0</b>	<b>0</b>	<b>830,362</b>
<b>EXPENDITURE TYPES</b>							
Architecture and Engineering	115,794	0	0	0	0	0	115,794
Contract Construction	215,387	499,181	0	0	0	0	714,568
<b>Total Expenditures</b>	<b>331,181</b>	<b>499,181</b>	<b>0</b>	<b>0</b>	<b>0</b>	<b>0</b>	<b>830,362</b>

**Project Reference No. 7**

**Project Name** Dunbar Elem School Safety  
**Project Number** EN01061

**Project Description / Justification:**

This project will improve conditions for pedestrian travel in the vicinity of Dunbar Elementary School. Improvements will include a new 5' sidewalk bordering the school on Select Avenue between Hamilton Street and David Street, and on David Street between Select Avenue and Park Avenue. Additionally, ADA-accessible curb ramps, high-visibility crosswalks, and required regulatory/warning signs will also be installed. The funding allocated to this project is FY22 should be appropriated to active construction projects by June 2022.

**Operating Budget Impact:** None  
**Council District:** Various  
**Super District:** Various  
**Project Spend to Date:** \$0

	Carryforward	FY 2022	FY 2023	FY 2024	FY 2025	FY 2026	Total
<b>REVENUE SOURCES</b>							
General Obligation Bonds	0	168,000	0	0	0	0	168,000
<b>Total Revenues</b>	<b>0</b>	<b>168,000</b>	<b>0</b>	<b>0</b>	<b>0</b>	<b>0</b>	<b>168,000</b>
<b>EXPENDITURE TYPES</b>							
Contract Construction	0	168,000	0	0	0	0	168,000
<b>Total Expenditures</b>	<b>0</b>	<b>168,000</b>	<b>0</b>	<b>0</b>	<b>0</b>	<b>0</b>	<b>168,000</b>

**Project Reference No. 8**

**Project Name** Mississippi Blvd Pedestrian  
**Project Number** EN01062

**Project Description / Justification:**

This project will reconstruct the intersections of Mississippi Boulevard at Walker Avenue and at South Parkway. Improvements will include modern traffic signals, enhanced pedestrian infrastructure, and protected facilities for bicycle users. The funding allocated to this project in FY22 should be appropriated to active construction projects by June 2022.

**Operating Budget Impact:** None  
**Council District:** Various  
**Super District:** Various  
**Project Spend to Date:** \$0

	Carryforward	FY 2022	FY 2023	FY 2024	FY 2025	FY 2026	Total
<b>REVENUE SOURCES</b>							
General Obligation Bonds	0	264,000	0	0	0	0	264,000
<b>Total Revenues</b>	<b>0</b>	<b>264,000</b>	<b>0</b>	<b>0</b>	<b>0</b>	<b>0</b>	<b>264,000</b>
<b>EXPENDITURE TYPES</b>							
Contract Construction	0	264,000	0	0	0	0	264,000
<b>Total Expenditures</b>	<b>0</b>	<b>264,000</b>	<b>0</b>	<b>0</b>	<b>0</b>	<b>0</b>	<b>264,000</b>



**Project Reference No. 9**

**Project Name** Range Line Road Sidewalk  
**Project Number** EN01064

**Project Description / Justification:**

This project will construct new sidewalk on the west side of Range Line Road between Wellons Avenue and St. Elmo Avenue. The funding allocated to this project in FY22 should be appropriated to active construction projects by June 2022.

**Operating Budget Impact:** None  
**Council District:** Various  
**Super District:** Various  
**Project Spend to Date:** \$0

	Carryforward	FY 2022	FY 2023	FY 2024	FY 2025	FY 2026	Total
<b>REVENUE SOURCES</b>							
Federal Grants CIP	0	291,980	0	0	0	0	291,980
General Obligation Bonds	0	78,000	0	0	0	0	78,000
<b>Total Revenues</b>	<b>0</b>	<b>369,980</b>	<b>0</b>	<b>0</b>	<b>0</b>	<b>0</b>	<b>369,980</b>
<b>EXPENDITURE TYPES</b>							
Contract Construction	0	369,980	0	0	0	0	369,980
<b>Total Expenditures</b>	<b>0</b>	<b>369,980</b>	<b>0</b>	<b>0</b>	<b>0</b>	<b>0</b>	<b>369,980</b>

**Project Reference No. 10**

**Project Name** Hanley Elem School Safety  
**Project Number** EN01065

**Project Description / Justification:**

This project will improve pedestrian infrastructure around Hanley Elementary School with emphasis on improving safety. The funding allocated to this project in FY22 should be appropriated to active construction projects by June 2022.

**Operating Budget Impact:** None  
**Council District:** Various  
**Super District:** Various  
**Project Spend to Date:** \$0

	Carryforward	FY 2022	FY 2023	FY 2024	FY 2025	FY 2026	Total
<b>REVENUE SOURCES</b>							
Federal Grants CIP	0	479,701	0	0	0	0	479,701
General Obligation Bonds	0	168,000	0	0	0	0	168,000
<b>Total Revenues</b>	<b>0</b>	<b>647,701</b>	<b>0</b>	<b>0</b>	<b>0</b>	<b>0</b>	<b>647,701</b>
<b>EXPENDITURE TYPES</b>							
Contract Construction	0	647,701	0	0	0	0	647,701
<b>Total Expenditures</b>	<b>0</b>	<b>647,701</b>	<b>0</b>	<b>0</b>	<b>0</b>	<b>0</b>	<b>647,701</b>

**Project Reference No. 11**

**Project Name** HSIP Coverline  
**Project Number** EN01067

**Project Description / Justification:**

This project will provide matching funds for Highway Safety Improvement Program (HSIP) projects directed by the State. The Federal Highway Administration defines HSIP as a "program to achieve reduction in traffic fatalities and serious injuries on all public roads." These projects often include intersection and rail crossing improvements. The funding allocated to this project in FY22 should be appropriated to active construction projects by June 2022.

**Operating Budget Impact:** None  
**Council District:** Various  
**Super District:** Various  
**Project Spend to Date:** N/A

	Carryforward	FY 2022	FY 2023	FY 2024	FY 2025	FY 2026	Total
<b>REVENUE SOURCES</b>							
General Obligation Bonds	193,771	150,000	150,000	150,000	150,000	150,000	943,771
<b>Total Revenues</b>	<b>193,771</b>	<b>150,000</b>	<b>150,000</b>	<b>150,000</b>	<b>150,000</b>	<b>150,000</b>	<b>943,771</b>
<b>EXPENDITURE TYPES</b>							
Architecture and Engineering	67,663	150,000	150,000	150,000	150,000	150,000	817,663
Contract Construction	126,108	0	0	0	0	0	126,108
<b>Total Expenditures</b>	<b>193,771</b>	<b>150,000</b>	<b>150,000</b>	<b>150,000</b>	<b>150,000</b>	<b>150,000</b>	<b>943,771</b>

**Project Reference No. 12**

**Project Name** LED Traffic Signal Replacement  
**Project Number** EN01096

**Project Description / Justification:**

This project is to replace LED modules in Traffic Signal heads throughout the City of Memphis. The funding allocated to this project in FY22 should be appropriated to active construction projects by June 2022.

**Operating Budget Impact:** None  
**Council District:** Various  
**Super District:** Various  
**Project Spend to Date:** \$356,520

		Carryforward	FY 2022	FY 2023	FY 2024	FY 2025	FY 2026	Total
<b>REVENUE SOURCES</b>								
General Obligation		0	1,000,000	1,250,000	1,000,000	1,000,000	1,000,000	5,250,000
Bonds								
<b>Total</b>	<b>Revenues</b>	<b>0</b>	<b>1,000,000</b>	<b>1,250,000</b>	<b>1,000,000</b>	<b>1,000,000</b>	<b>1,000,000</b>	<b>5,250,000</b>
<b>EXPENDITURE TYPES</b>								
Contract Construction		0	1,000,000	1,250,000	1,000,000	1,000,000	1,000,000	5,250,000
<b>Total</b>	<b>Expenditures</b>	<b>0</b>	<b>1,000,000</b>	<b>1,250,000</b>	<b>1,000,000</b>	<b>1,000,000</b>	<b>1,000,000</b>	<b>5,250,000</b>

**Project Reference No. 13**

**Project Name** Shelby Farms Midtown Connector  
**Project Number** EN01108

**Project Description / Justification:**

This project will plan, design, and construct a pedestrian and bicycle path that connects the Shelby Farms Greenline from its current planned terminus at Flicker Street to Cooper Street. The project will include on-and-off-street pedestrian and bicycle facilities, various traffic calming/control devices, and signalization improvements. The exact route will be determined through an extensive public outreach process. The funding allocated to this project in FY22 should be appropriated for Architecture and Engineering services by June 2022.

**Operating Budget Impact:** None  
**Council District:** 5  
**Super District:** 9  
**Project Spend to Date:** \$0

	Carryforward	FY 2022	FY 2023	FY 2024	FY 2025	FY 2026	Total
<b>REVENUE SOURCES</b>							
Federal Grants CIP	0	200,000	0	0	0	0	200,000
General Obligation Bonds	0	40,000	0	0	0	0	40,000
<b>Total Revenues</b>	<b>0</b>	<b>240,000</b>	<b>0</b>	<b>0</b>	<b>0</b>	<b>0</b>	<b>240,000</b>
<b>EXPENDITURE TYPES</b>							
Architecture and Engineering	0	240,000	0	0	0	0	240,000
<b>Total Expenditures</b>	<b>0</b>	<b>240,000</b>	<b>0</b>	<b>0</b>	<b>0</b>	<b>0</b>	<b>240,000</b>

**Project Reference No. 14**

**Project Name** Safety Development-District 7  
**Project Number** EN01110

**Project Description / Justification:**

The following traffic safety development tasks will be accomplished via this project:

**N WATKINS AND CORNING AVE**

Installation of high-visibility crosswalks and signage; installation of dynamic speed feedback signs on N. Watkins Street

**MILL AVE AND N THIRD**

Refreshment of the high-visibility crosswalks at the intersection of Mill Avenue and N. Third Street; installations of a high visibility crosswalk across N. Third Street (with necessary signage) and dynamic speed feedback signs on N. Third

**DELLWOOD AVE AND ST CHARLES DR**

Installation of high-visibility crosswalks at Dellwood Avenue/Frayser School; refreshment of high-visibility crosswalk at Dellwood Avenue/St. Charles Drive; installation/replacement of pedestrian and school crossing signage at Dellwood Avenue/St. Charles Drive; installation of dynamic speed feedback signs on Dellwood Avenue; and addition of bike lanes (which would narrow the travel lanes and calm traffic) and striping on Dellwood Avenue to demarcate parking lanes.

**Operating Budget Impact:** None  
**Council District:** 7  
**Super District:** 8  
**Project Spend to Date:** \$0

	Carryforward	FY 2022	FY 2023	FY 2024	FY 2025	FY 2026	Total
<b>REVENUE SOURCES</b>							
General Obligation Bonds	0	46,000	0	0	0	0	46,000
<b>Total Revenues</b>	<b>0</b>	<b>46,000</b>	<b>0</b>	<b>0</b>	<b>0</b>	<b>0</b>	<b>46,000</b>
<b>EXPENDITURE TYPES</b>							
Architecture and Engineering	0	4,500	0	0	0	0	4,500
Contract Construction	0	41,500	0	0	0	0	41,500
<b>Total Expenditures</b>	<b>0</b>	<b>46,000</b>	<b>0</b>	<b>0</b>	<b>0</b>	<b>0</b>	<b>46,000</b>

**Current Year Division Summary**

	Carry-forward	FY 2022
<b>REVENUE SOURCES</b>		
General Obligation Bonds	0	400,000
<b>Total Revenues</b>	<b>0</b>	<b>400,000</b>
<b>EXPENDITURE TYPES</b>		
Contract Construction	0	400,000
<b>Total Expenditures</b>	<b>0</b>	<b>400,000</b>

**Five-Year Division Summary**

	Carry-forward	FY 2022	FY 2023	FY 2024	FY 2025	FY 2026	Total
<b>REVENUE SOURCES</b>							
General Obligation Bonds	0	400,000	400,000	400,000	400,000	400,000	2,000,000
<b>Total Revenues</b>	<b>0</b>	<b>400,000</b>	<b>400,000</b>	<b>400,000</b>	<b>400,000</b>	<b>400,000</b>	<b>2,000,000</b>
<b>EXPENDITURE TYPES</b>							
Contract Construction	0	400,000	400,000	400,000	400,000	400,000	2,000,000
<b>Total Expenditures</b>	<b>0</b>	<b>400,000</b>	<b>400,000</b>	<b>400,000</b>	<b>400,000</b>	<b>400,000</b>	<b>2,000,000</b>

Convention Center - Summary by Project

Reference Number	Project Number	Project Name	Carry-forward	FY 2022	FY 2023	FY 2024	FY 2025	FY 2026	Total
1	GS22300	FY22 Convention Center Coverline	0	400,000	400,000	400,000	400,000	400,000	2,000,000
<b>Total All Projects</b>			<b>0</b>	<b>400,000</b>	<b>400,000</b>	<b>400,000</b>	<b>400,000</b>	<b>400,000</b>	<b>2,000,000</b>

CONVENTION CENTER • SUMMARY BY PROJECT



**Project Reference No. 1**

**Project Name** FY22 Convention Center Coverline  
**Project Number** GS22300

**Project Description / Justification:**

This annual Coverline provides funds for repairs at the Renasant Convention Center.

**Operating Budget Impact:** None  
**Council District:** 6  
**Super District:** 8  
**Project Spend to Date:** N/A

	Carryforward	FY 2022	FY 2023	FY 2024	FY 2025	FY 2026	Total
<b>REVENUE SOURCES</b>							
General Obligation Bonds	0	400,000	400,000	400,000	400,000	400,000	2,000,000
<b>Total Revenues</b>	<b>0</b>	<b>400,000</b>	<b>400,000</b>	<b>400,000</b>	<b>400,000</b>	<b>400,000</b>	<b>2,000,000</b>
<b>EXPENDITURE TYPES</b>							
Contract Construction	0	400,000	400,000	400,000	400,000	400,000	2,000,000
<b>Total Expenditures</b>	<b>0</b>	<b>400,000</b>	<b>400,000</b>	<b>400,000</b>	<b>400,000</b>	<b>400,000</b>	<b>2,000,000</b>



**Current Year Division Summary**

	Carry-forward	FY 2022
<b>REVENUE SOURCES</b>		
General Obligation Bonds	75,000	0
<b>Total Revenues</b>	<b>75,000</b>	<b>0</b>
<b>EXPENDITURE TYPES</b>		
Contract Construction	75,000	0
<b>Total Expenditures</b>	<b>75,000</b>	<b>0</b>

**Five-Year Division Summary**

	Carry-forward	FY 2022	FY 2023	FY 2024	FY 2025	FY 2026	Total
<b>REVENUE SOURCES</b>							
General Obligation Bonds	75,000	0	0	0	0	0	75,000
<b>Total Revenues</b>	<b>75,000</b>	<b>0</b>	<b>0</b>	<b>0</b>	<b>0</b>	<b>0</b>	<b>75,000</b>
<b>EXPENDITURE TYPES</b>							
Contract Construction	75,000	0	0	0	0	0	75,000
<b>Total Expenditures</b>	<b>75,000</b>	<b>0</b>	<b>0</b>	<b>0</b>	<b>0</b>	<b>0</b>	<b>75,000</b>

**Executive - Summary by Project**

Reference Number	Project Number	Project Name	Carry-forward	FY 2022	FY 2023	FY 2024	FY 2025	FY 2026	Total
1	GA01031	Play Yard Renovation	75,000	0	0	0	0	0	75,000
		<b>Total All Projects</b>	<b>75,000</b>	<b>0</b>	<b>0</b>	<b>0</b>	<b>0</b>	<b>0</b>	<b>75,000</b>

EXECUTIVE • SUMMARY BY PROJECT

**Project Reference No. 1**

**Project Name** Play Yard Renovation  
**Project Number** GA01031

**Project Description / Justification:**

This project will fund outdoor lighting and the replacement of the existing grass turf in the play yard area at Memphis Animal Services with AstroTurf. The play yard area is approximately 13,000 square feet. The lighting will help to prevent safety hazards and will enhance "meet-and-greet" events conducted in late afternoons and evenings. The grass in the play yard area needs to be replaced as a result of poor drainage and frequent use. AstroTurf is used at shelters around the country with great success and can be sanitized.

**Operating Budget Impact:** None  
**Council District:** 1  
**Super District:** 9  
**Project Spend to Date:** \$0

	Carryforward	FY 2022	FY 2023	FY 2024	FY 2025	FY 2026	Total
<b>REVENUE SOURCES</b>							
General Obligation Bonds	75,000	0	0	0	0	0	75,000
<b>Total Revenues</b>	<b>75,000</b>	<b>0</b>	<b>0</b>	<b>0</b>	<b>0</b>	<b>0</b>	<b>75,000</b>
<b>EXPENDITURE TYPES</b>							
Contract Construction	75,000	0	0	0	0	0	75,000
<b>Total Expenditures</b>	<b>75,000</b>	<b>0</b>	<b>0</b>	<b>0</b>	<b>0</b>	<b>0</b>	<b>75,000</b>



**Current Year Division Summary**

	Carry- forward	FY 2022
<b>REVENUE SOURCES</b>		
General Obligation Bonds	1,913,311	8,526,400
<b>Total Revenues</b>	<b>1,913,311</b>	<b>8,526,400</b>
<b>EXPENDITURE TYPES</b>		
Architecture and Engineering	0	210,000
Contract Construction	1,740,000	7,676,400
Furniture Fixture	173,311	20,000
Equipment		
Information Technology	0	20,000
Other Cost	0	600,000
<b>Total Expenditures</b>	<b>1,913,311</b>	<b>8,526,400</b>

**Five Year Division Summary**

	Carry- forward	FY 2022	FY 2023	FY 2024	FY 2025	FY 2026	Total
<b>REVENUE SOURCES</b>							
General Obligation Bonds	1,913,311	8,526,400	7,940,760	5,096,064	4,502,092	4,957,475	32,936,102
<b>Total Revenues</b>	<b>1,913,311</b>	<b>8,526,400</b>	<b>7,940,760</b>	<b>5,096,064</b>	<b>4,502,092</b>	<b>4,957,475</b>	<b>32,936,102</b>
<b>EXPENDITURE TYPES</b>							
Architecture and Engineering	0	210,000	425,000	250,000	250,000	250,000	1,385,000
Contract Construction	1,740,000	7,676,400	6,237,200	4,091,000	2,255,240	2,656,080	24,655,920
Furniture Fixture	155,000	20,000	315,000	80,000	80,000	100,000	750,000
Equipment							
Information Technology	18,311	20,000	320,000	20,000	20,000	20,000	418,311
Other Cost	0	600,000	643,560	655,064	1,896,852	1,931,395	5,726,871
<b>Total Expenditures</b>	<b>1,913,311</b>	<b>8,526,400</b>	<b>7,940,760</b>	<b>5,096,064</b>	<b>4,502,092</b>	<b>4,957,475</b>	<b>32,936,102</b>

**Fire Services - Summary by Project**

CITY COUNCIL • SUMMARY BY PROJECT

Reference Number	Project Number	Project Name	Carry-forward	FY 2022	FY 2023	FY 2024	FY 2025	FY 2026	Total
1	FS02008	Fire Station #11 Renovations	1,740,000	0	0	0	0	0	1,740,000
2	FS02011	Replace Fire Station #43	173,311	0	0	0	0	0	173,311
3	FS02031	FS 1 Construction	0	6,000,000	535,000	0	0	0	6,535,000
4	FS02032	EMA Sirens	0	126,400	127,200	153,000	135,240	136,080	677,920
5	FS02033	Drill Tower Improvement	0	300,000	2,000,000	1,000,000	0	0	3,300,000
6	FS04012	Personal Protective Equipment	0	600,000	643,560	655,064	1,896,852	1,931,395	5,726,871
7	FS18102	Avery Renovations	0	0	1,200,000	0	0	0	1,200,000
8	FS22100	FY22 Fire Station Improv Coverline	0	1,500,000	3,435,000	3,288,000	2,470,000	2,890,000	13,583,000
<b>Total All Projects</b>			<b>1,913,311</b>	<b>8,526,400</b>	<b>7,940,760</b>	<b>5,096,064</b>	<b>4,502,092</b>	<b>4,957,475</b>	<b>32,936,102</b>



**Project Reference No. 1**

**Project Name** Fire Station #11 Renovations  
**Project Number** FS02008

**Project Description / Justification:**

This project provides funds for the relocation of Fire Station #11 built in 1941 and located at 1826 Union (at S. McLean) on 0.29 acres.

**Operating Budget Impact:** None  
**Council District:** N/A  
**Super District:** N/A  
**Project Spend to Date:** \$78,549

	Carryforward	FY 2022	FY 2023	FY 2024	FY 2025	FY 2026	Total
<b>REVENUE SOURCES</b>							
General Obligation Bonds	1,740,000	0	0	0	0	0	1,740,000
<b>Total Revenues</b>	<b>1,740,000</b>	<b>0</b>	<b>0</b>	<b>0</b>	<b>0</b>	<b>0</b>	<b>1,740,000</b>
<b>EXPENDITURE TYPES</b>							
Contract Construction	1,740,000	0	0	0	0	0	1,740,000
<b>Total Expenditures</b>	<b>1,740,000</b>	<b>0</b>	<b>0</b>	<b>0</b>	<b>0</b>	<b>0</b>	<b>1,740,000</b>

**Project Reference No. 2**

**Project Name** Replace Fire Station #43  
**Project Number** FS02011

**Project Description / Justification:**

This project is for furniture, fixtures & equipment and information technology for the new Fire Station No. 43. This project is estimated to be completed by June 30, 2022.

**Operating Budget Impact:** None  
**Council District:** 3  
**Super District:** 8  
**Project Spend to Date:** \$5,615,511

	Carryforward	FY 2022	FY 2023	FY 2024	FY 2025	FY 2026	Total
<b>REVENUE SOURCES</b>							
General Obligation Bonds	173,311	0	0	0	0	0	173,311
<b>Total Revenues</b>	<b>173,311</b>	<b>0</b>	<b>0</b>	<b>0</b>	<b>0</b>	<b>0</b>	<b>173,311</b>
<b>EXPENDITURE TYPES</b>							
Furniture Fixture	155,000	0	0	0	0	0	155,000
Equipment							
Information Technology	18,311	0	0	0	0	0	18,311
<b>Total Expenditures</b>	<b>173,311</b>	<b>0</b>	<b>0</b>	<b>0</b>	<b>0</b>	<b>0</b>	<b>173,311</b>

**Project Reference No. 3**

**Project Name** FS1 Construction  
**Project Number** FS02031

**Project Description / Justification:**

This project is to fund the relocation of Fire Station No. 1, presently located on Jackson Avenue, and Fire Station No. 6, presently located on Thomas Street, to one combined station at 235 Chelsea Avenue. This project is estimated to be completed by June 30, 2023.

**Operating Budget Impact:** None  
**Council District:** 7  
**Super District:** N/A  
**Project Spend to Date:** \$536,285

	Carryforward	FY 2022	FY 2023	FY 2024	FY 2025	FY 2026	Total
<b>REVENUE SOURCES</b>							
General Obligation Bonds	0	6,000,000	535,000	0	0	0	6,535,000
<b>Total Revenues</b>	<b>0</b>	<b>6,000,000</b>	<b>535,000</b>	<b>0</b>	<b>0</b>	<b>0</b>	<b>6,535,000</b>
<b>EXPENDITURE TYPES</b>							
Contract Construction	0	6,000,000	0	0	0	0	6,000,000
Furniture Fixture Equipment	0	0	235,000	0	0	0	235,000
Information Technology	0	0	300,000	0	0	0	300,000
<b>Total Expenditures</b>	<b>0</b>	<b>6,000,000</b>	<b>535,000</b>	<b>0</b>	<b>0</b>	<b>0</b>	<b>6,535,000</b>

**Project Reference No. 4**

**Project Name** EMA Sirens  
**Project Number** FS02032

**Project Description / Justification:**

This project is to fund warning sirens, which are utilized during inclement weather emergencies to alert citizens of potentially hazardous conditions. This is an ongoing project each fiscal year. These projects are estimated to be completed by June 30 of each year.

**Operating Budget Impact:** None  
**Council District:** N/A  
**Super District:** N/A  
**Project Spend to Date:** \$141,663

	Carryforward	FY 2022	FY 2023	FY 2024	FY 2025	FY 2026	Total
<b>REVENUE SOURCES</b>							
General Obligation Bonds	0	126,400	127,200	153,000	135,240	136,080	677,920
<b>Total Revenues</b>	<b>0</b>	<b>126,400</b>	<b>127,200</b>	<b>153,000</b>	<b>135,240</b>	<b>136,080</b>	<b>677,920</b>
<b>EXPENDITURE TYPES</b>							
Other Cost	0	126,400	127,200	153,000	135,240	136,080	677,920
<b>Total Expenditures</b>	<b>0</b>	<b>126,400</b>	<b>127,200</b>	<b>153,000</b>	<b>135,240</b>	<b>136,080</b>	<b>677,920</b>

**Project Reference No. 5**

**Project Name** Drill Tower Improvement  
**Project Number** FS02033

**Project Description / Justification:**

This project is for improvements to the drill tower at the Claude Armour Training Center. Phase One includes new roofing, window and door removal/replacement, and exterior refurbishing. This project is estimated to be completed by June 30, 2024.

**Operating Budget Impact:** None  
**Council District:** N/A  
**Super District:** N/A  
**Project Spend to Date:** \$0

	Carryforward	FY 2022	FY 2023	FY 2024	FY 2025	FY 2026	Total
<b>REVENUE SOURCES</b>							
General Obligation Bonds	0	300,000	2,000,000	1,000,000	0	0	3,300,000
<b>Total Revenues</b>	<b>0</b>	<b>300,000</b>	<b>2,000,000</b>	<b>1,000,000</b>	<b>0</b>	<b>0</b>	<b>3,300,000</b>
<b>EXPENDITURE TYPES</b>							
Architecture and Engineering	0	50,000	200,000	0	0	0	250,000
Contract Construction	0	250,000	1,800,000	1,000,000	0	0	3,050,000
<b>Total Expenditures</b>	<b>0</b>	<b>300,000</b>	<b>2,000,000</b>	<b>1,000,000</b>	<b>0</b>	<b>0</b>	<b>3,300,000</b>

**Project Reference No. 6**

**Project Name** Personal Protective Equipment  
**Project Number** FS04012

**Project Description / Justification:**

This project provides funds to replace turnout ensembles that have become unusable and to provide new turnout ensembles for fire recruits. This is the firefighter's primary protection and is governed by National Fire Protection Association (NFPA-1971). It is also used to replace self-contained breathing apparatus (SCBA) equipment and is governed by National Fire Protection Association (NFPA- 1981). This is an ongoing project each fiscal year. These projects are estimated to be completed by June 30 of each year.

**Operating Budget Impact:** None  
**Council District:** N/A  
**Super District:** N/A  
**Project Spend to Date:** \$9,052,706

	Carryforward	FY 2022	FY 2023	FY 2024	FY 2025	FY 2026	Total
<b>REVENUE SOURCES</b>							
General Obligation Bonds	0	600,000	643,560	655,064	1,896,852	1,931,395	5,726,871
<b>Total Revenues</b>	<b>0</b>	<b>600,000</b>	<b>643,560</b>	<b>655,064</b>	<b>1,896,852</b>	<b>1,931,395</b>	<b>5,726,871</b>
<b>EXPENDITURE TYPES</b>							
Other Cost	0	600,000	643,560	655,064	1,896,852	1,931,395	5,726,871
<b>Total Expenditures</b>	<b>0</b>	<b>600,000</b>	<b>643,560</b>	<b>655,064</b>	<b>1,896,852</b>	<b>1,931,395</b>	<b>5,726,871</b>

**Project Reference No. 7**

**Project Name** Avery Renovations

**Project Number** FS18102

**Project Description / Justification:**

This project is for improvements to 2668 Avery (Fire Prevention Bureau), including a fuel island, window and door removal/replacement, HVAC improvements, parking lot expansion, and drainage improvements. This project is estimated to be completed by June 30, 2023.

**Operating Budget Impact:** None

**Council District:** Various

**Super District:** Various

**Project Spend to Date:** \$1,436,883

	Carryforward	FY 2022	FY 2023	FY 2024	FY 2025	FY 2026	Total
<b>REVENUE SOURCES</b>							
General Obligation Bonds	0	0	1,200,000	0	0	0	1,200,000
<b>Total Revenues</b>	<b>0</b>	<b>0</b>	<b>1,200,000</b>	<b>0</b>	<b>0</b>	<b>0</b>	<b>1,200,000</b>
<b>EXPENDITURE TYPES</b>							
Contract Construction	0	0	1,200,000	0	0	0	1,200,000
<b>Total Expenditures</b>	<b>0</b>	<b>0</b>	<b>1,200,000</b>	<b>0</b>	<b>0</b>	<b>0</b>	<b>1,200,000</b>

**Project Reference No. 8**

**Project Name** FY22 Fire Station Improvements Coverline

**Project Number** FS22100

**Project Description / Justification:**

This project provides funds for the annual allocation for major repairs and renovations of facilities including floor replacement, HVAC, generators, and station improvements. Construction covers items beyond the scope of the General Services Division. This project is estimated to be completed by June 30 of the fiscal year.

**Operating Budget Impact:** None

**Council District:** N/A

**Super District:** N/A

**Project Spend to Date:** N/A

	Carryforward	FY 2022	FY 2023	FY 2024	FY 2025	FY 2026	Total
<b>REVENUE SOURCES</b>							
General Obligation	0	1,500,000	3,435,000	3,288,000	2,470,000	2,890,000	13,583,000
Bonds							
<b>Total Revenues</b>	<b>0</b>	<b>1,500,000</b>	<b>3,435,000</b>	<b>3,288,000</b>	<b>2,470,000</b>	<b>2,890,000</b>	<b>13,583,000</b>
<b>EXPENDITURE TYPES</b>							
Architecture and Engineering	0	160,000	225,000	250,000	250,000	250,000	1,135,000
Contract Construction	0	1,300,000	3,110,000	2,938,000	2,120,000	2,520,000	11,988,000
Furniture Fixture Equipment	0	20,000	80,000	80,000	80,000	100,000	360,000
Information Technology	0	20,000	20,000	20,000	20,000	20,000	100,000
<b>Total Expenditures</b>	<b>0</b>	<b>1,500,000</b>	<b>3,435,000</b>	<b>3,288,000</b>	<b>2,470,000</b>	<b>2,890,000</b>	<b>13,583,000</b>



**Current Year Division Summary**

	Carry- forward	FY 2022
<b>REVENUE SOURCES</b>		
Federal Grants CIP	0	205,000
General Obligation Bonds	0	25,400,000
<b>Total Revenues</b>	<b>0</b>	<b>25,605,000</b>
<b>EXPENDITURE TYPES</b>		
Architecture and Engineering	0	3,413,650
Contract Construction	0	10,986,350
Equipment CAP	0	84,174
Vehicles CAP	0	11,120,826
<b>Total Expenditures</b>	<b>0</b>	<b>25,605,000</b>

**Five Year Division Summary**

	Carry- forward	FY 2022	FY 2023	FY 2024	FY 2025	FY 2026	Total
<b>REVENUE SOURCES</b>							
Federal Grants CIP	0	205,000	0	0	0	0	205,000
General Obligation Bonds	0	25,400,000	5,000,000	6,000,000	0	0	36,400,000
<b>Total Revenues</b>	<b>0</b>	<b>25,605,000</b>	<b>5,000,000</b>	<b>6,000,000</b>	<b>0</b>	<b>0</b>	<b>36,605,000</b>
<b>EXPENDITURE TYPES</b>							
Architecture and Engineering	0	3,413,650	1,000,000	1,000,000	0	0	5,413,650
Contract Construction	0	10,986,350	4,000,000	5,000,000	0	0	19,986,350
Equipment CAP	0	84,174	0	0	0	0	84,174
Vehicles CAP	0	11,120,826	0	0	0	0	11,120,826
<b>Total Expenditures</b>	<b>0</b>	<b>25,605,000</b>	<b>5,000,000</b>	<b>6,000,000</b>	<b>0</b>	<b>0</b>	<b>36,605,000</b>

GENERAL SERVICES • DIVISION SUMMARY

## General Services - Summary by Project

GENERAL SERVICES • SUMMARY BY PROJECT

Reference Number	Project Number	Project Name	Carry-forward	FY 2022	FY 2023	FY 2024	FY 2025	FY 2026	Total
1	GS01049	Coke Facility-Adaptive Reuse	0	1,000,000	0	0	0	0	1,000,000
2	GS22100	FY22 Major Modification	0	8,500,000	0	0	0	0	8,500,000
3	GS22200	FY22 City Hall Improvements	0	4,900,000	5,000,000	6,000,000	0	0	15,900,000
4	GS0222A	FY22 CAQ Police	0	3,349,000	0	0	0	0	3,349,000
5	GS0222B	FY22 CAQ Engineering	0	325,000	0	0	0	0	325,000
6	GS0222C	FY22 CAQ Public Works	0	191,000	0	0	0	0	191,000
7	GS0222D	FY22 CAQ PW Street Maint	0	451,000	0	0	0	0	451,000
8	GS0222E	FY22 CAQ Exec-Animal Services	0	66,970	0	0	0	0	66,970
9	GS0222F	FY22 CAQ Fire	0	5,729,030	0	0	0	0	5,729,030
10	GS0222G	FY22 CAQ General Services	0	420,540	0	0	0	0	420,540
11	GS0222H	FY22 CAQ Parks	0	603,460	0	0	0	0	603,460
12	GS0222I	FY22 CAQ Library Services	0	69,000	0	0	0	0	69,000
<b>Total All Projects</b>			<b>0</b>	<b>25,605,000</b>	<b>5,000,000</b>	<b>6,000,000</b>	<b>0</b>	<b>0</b>	<b>36,605,000</b>

**Project Reference No. 1**

**Project Name** Coke Facility-Adaptive Reuse  
**Project Number** GS01049

**Project Description / Justification:**

The adaptive reuse of the former Coke Bottling Facility will compensate for the loss of the primary fueling location in the center of the City. Furthermore, this location will house other City operations in obsolete facilities:

- Engineering: Signal Maintenance and Signs & Markings
- Public Works: Code Enforcement and Grounds Services
- Parks & Neighborhoods: Fairgrounds Maintenance
- Law and Human Resources: Worksite for personnel currently at the City's office location on Union Extended
- Information Technology: Worksite for personnel currently at the City's office location at 119 S. Main

**Operating Budget Impact:** None  
**Council District:** 4  
**Super District:** 8  
**Project Spend to Date:** \$0

	Carryforward	FY 2022	FY 2023	FY 2024	FY 2025	FY 2026	Total
<b>REVENUE SOURCES</b>							
General Obligation Bonds	0	1,000,000	0	0	0	0	1,000,000
<b>Total Revenues</b>	<b>0</b>	<b>1,000,000</b>	<b>0</b>	<b>0</b>	<b>0</b>	<b>0</b>	<b>1,000,000</b>
<b>EXPENDITURE TYPES</b>							
Architecture and Engineering	0	1,000,000	0	0	0	0	1,000,000
<b>Total Expenditures</b>	<b>0</b>	<b>1,000,000</b>	<b>0</b>	<b>0</b>	<b>0</b>	<b>0</b>	<b>1,000,000</b>

**Project Reference No. 2**

**Project Name** FY22 Major Modification

**Project Number** GS22100

**Project Description / Justification:**

This project provides funds for major modifications, renovations and improvements to City facilities (other than City Hall). Repairs include city-wide asphalt, roofing, electrical, plumbing, carpentry and HVAC improvements.

**Operating Budget Impact:** None

**Council District:** Various

**Super District:** Various

**Project Spend to Date:** N/A

	Carryforward	FY 2022	FY 2023	FY 2024	FY 2025	FY 2026	Total
<b>REVENUE SOURCES</b>							
General Obligation Bonds	0	8,500,000	0	0	0	0	8,500,000
<b>Total Revenues</b>	<b>0</b>	<b>8,500,000</b>	<b>0</b>	<b>0</b>	<b>0</b>	<b>0</b>	<b>8,500,000</b>
<b>EXPENDITURE TYPES</b>							
Architecture and Engineering	0	813,650	0	0	0	0	813,650
Contract Construction	0	7,686,350	0	0	0	0	7,686,350
<b>Total Expenditures</b>	<b>0</b>	<b>8,500,000</b>	<b>0</b>	<b>0</b>	<b>0</b>	<b>0</b>	<b>8,500,000</b>

**Project Reference No. 3**

**Project Name** FY22 City Hall Improvements  
**Project Number** GS22200

**Project Description / Justification:**

This project provides funds for major modifications, renovations and improvements to City Hall. In FY2022, the City is implementing Phase 1 of addressing repairs to the external structure.

**Operating Budget Impact:** None  
**Council District:** 6  
**Super District:** 8  
**Project Spend to Date:** N/A

	Carryforward	FY 2022	FY 2023	FY 2024	FY 2025	FY 2026	Total
<b>REVENUE SOURCES</b>							
General Obligation Bonds	0	4,900,000	5,000,000	6,000,000	0	0	15,900,000
<b>Total Revenues</b>	<b>0</b>	<b>4,900,000</b>	<b>5,000,000</b>	<b>6,000,000</b>	<b>0</b>	<b>0</b>	<b>15,900,000</b>
<b>EXPENDITURE TYPES</b>							
Architecture and Engineering	0	1,600,000	1,000,000	1,000,000	0	0	3,600,000
Contract Construction	0	3,300,000	4,000,000	5,000,000	0	0	12,300,000
<b>Total Expenditures</b>	<b>0</b>	<b>4,900,000</b>	<b>5,000,000</b>	<b>6,000,000</b>	<b>0</b>	<b>0</b>	<b>15,900,000</b>

**Project Reference No. 4**

**Project Name** FY22 CAQ Police

**Project Number** GS0222A

**Project Description / Justification:**  
FY2022 Capital Acquisition - Police Services

**Operating Budget Impact:** None

**Council District:** Various

**Super District:** Various

**Project Spend to Date:** \$0

	Carryforward	FY 2022	FY 2023	FY 2024	FY 2025	FY 2026	Total
<b>REVENUE SOURCES</b>							
General Obligation Bonds	0	3,349,000	0	0	0	0	3,349,000
<b>Total Revenues</b>	<b>0</b>	<b>3,349,000</b>	<b>0</b>	<b>0</b>	<b>0</b>	<b>0</b>	<b>3,349,000</b>

<b>EXPENDITURE TYPES</b>							
Vehicles CAP	0	3,349,000	0	0	0	0	3,349,000
<b>Total Expenditures</b>	<b>0</b>	<b>3,349,000</b>	<b>0</b>	<b>0</b>	<b>0</b>	<b>0</b>	<b>3,349,000</b>

*“A full description of planned FY22 Acquisitions is presented in the Capital Acquisition Summary of this Book.”*

**Project Reference No. 5**

**Project Name** FY22 CAQ Engineering  
**Project Number** GS0222B

**Project Description / Justification:**

FY2022 Capital Acquisition - Engineering

**Operating Budget Impact:** None  
**Council District:** Various  
**Super District:** Various  
**Project Spend to Date:** \$0

	Carryforward	FY 2022	FY 2023	FY 2024	FY 2025	FY 2026	Total
<b>REVENUE SOURCES</b>							
General Obligation Bonds	0	325,000	0	0	0	0	325,000
<b>Total Revenues</b>	<b>0</b>	<b>325,000</b>	<b>0</b>	<b>0</b>	<b>0</b>	<b>0</b>	<b>325,000</b>
<b>EXPENDITURE TYPES</b>							
Vehicles CAP	0	325,000	0	0	0	0	325,000
<b>Total Expenditures</b>	<b>0</b>	<b>325,000</b>	<b>0</b>	<b>0</b>	<b>0</b>	<b>0</b>	<b>325,000</b>

*“A full description of planned FY22 Acquisitions is presented in the Capital Acquisition Summary of this Book.”*

**Project Reference No. 6**

**Project Name** FY22 CAQ Public Works

**Project Number** GS0222C

**Project Description / Justification:**

FY2022 Capital Acquisition - Public Works

**Operating Budget Impact:** None

**Council District:** Various

**Super District:** Various

**Project Spend to Date:** \$0

	Carryforward	FY 2022	FY 2023	FY 2024	FY 2025	FY 2026	Total
<b>REVENUE SOURCES</b>							
General Obligation Bonds	0	191,000	0	0	0	0	191,000
<b>Total Revenues</b>	<b>0</b>	<b>191,000</b>	<b>0</b>	<b>0</b>	<b>0</b>	<b>0</b>	<b>191,000</b>
<b>EXPENDITURE TYPES</b>							
Vehicles CAP	0	191,000	0	0	0	0	191,000
<b>Total Expenditures</b>	<b>0</b>	<b>191,000</b>	<b>0</b>	<b>0</b>	<b>0</b>	<b>0</b>	<b>191,000</b>

*“A full description of planned FY22 Acquisitions is presented in the Capital Acquisition Summary of this Book.”*



**Project Reference No. 7**

**Project Name** FY22 CAQ PW Street Maintenance  
**Project Number** GS0222D

**Project Description / Justification:**  
 FY2022 Capital Acquisition - Public Works (Street Maintenance)

**Operating Budget Impact:** None  
**Council District:** Various  
**Super District:** Various  
**Project Spend to Date:** \$0

	Carryforward	FY 2022	FY 2023	FY 2024	FY 2025	FY 2026	Total
<b>REVENUE SOURCES</b>							
General Obligation Bonds	0	451,000	0	0	0	0	451,000
<b>Total Revenues</b>	<b>0</b>	<b>451,000</b>	<b>0</b>	<b>0</b>	<b>0</b>	<b>0</b>	<b>451,000</b>
<b>EXPENDITURE TYPES</b>							
Vehicles CAP	0	451,000	0	0	0	0	451,000
<b>Total Expenditures</b>	<b>0</b>	<b>451,000</b>	<b>0</b>	<b>0</b>	<b>0</b>	<b>0</b>	<b>451,000</b>

*“A full description of planned FY22 Acquisitions is presented in the Capital Acquisition Summary of this Book.”*

**Project Reference No. 8**

**Project Name** FY22 CAQ Executive-Animal Services

**Project Number** GS0222E

**Project Description / Justification:**  
FY2022 Capital Acquisition - Executive (Animal Services)

**Operating Budget Impact:** None

**Council District:** Various

**Super District:** Various

**Project Spend to Date:** \$0

	Carryforward	FY 2022	FY 2023	FY 2024	FY 2025	FY 2026	Total
<b>REVENUE SOURCES</b>							
General Obligation Bonds	0	66,970	0	0	0	0	66,970
<b>Total Revenues</b>	<b>0</b>	<b>66,970</b>	<b>0</b>	<b>0</b>	<b>0</b>	<b>0</b>	<b>66,970</b>
<b>EXPENDITURE TYPES</b>							
Vehicles CAP	0	66,970	0	0	0	0	66,970
<b>Total Expenditures</b>	<b>0</b>	<b>66,970</b>	<b>0</b>	<b>0</b>	<b>0</b>	<b>0</b>	<b>66,970</b>

*“A full description of planned FY22 Acquisitions is presented in the Capital Acquisition Summary of this Book.”*

**Project Reference No. 9**

**Project Name** FY22 CAQ Fire  
**Project Number** GS0222F

**Project Description / Justification:**  
 FY2022 Capital Acquisition - Fire Services

**Operating Budget Impact:** None  
**Council District:** Various  
**Super District:** Various  
**Project Spend to Date:** \$0

	Carryforward	FY 2022	FY 2023	FY 2024	FY 2025	FY 2026	Total
<b>REVENUE SOURCES</b>							
Federal Grants CIP	0	205,000	0	0	0	0	205,000
General Obligation Bonds	0	5,524,030	0	0	0	0	5,524,030
<b>Total Revenues</b>	<b>0</b>	<b>5,729,030</b>	<b>0</b>	<b>0</b>	<b>0</b>	<b>0</b>	<b>5,729,030</b>
<b>EXPENDITURE TYPES</b>							
Equipment CAP	0	84,174	0	0	0	0	84,174
Vehicles CAP	0	5,644,856	0	0	0	0	5,644,856
<b>Total Expenditures</b>	<b>0</b>	<b>5,729,030</b>	<b>0</b>	<b>0</b>	<b>0</b>	<b>0</b>	<b>5,729,030</b>

*“A full description of planned FY22 Acquisitions is presented in the Capital Acquisition Summary of this Book.”*

**Project Reference No. 10**

**Project Name** FY22 CAQ General Services  
**Project Number** GS0222G

**Project Description / Justification:**  
 FY2022 Capital Acquisition - General Services

**Operating Budget Impact:** None  
**Council District:** Various  
**Super District:** Various  
**Project Spend to Date:** \$0

	Carryforward	FY 2022	FY 2023	FY 2024	FY 2025	FY 2026	Total
<b>REVENUE SOURCES</b>							
General Obligation Bonds	0	420,540	0	0	0	0	420,540
<b>Total Revenues</b>	<b>0</b>	<b>420,540</b>	<b>0</b>	<b>0</b>	<b>0</b>	<b>0</b>	<b>420,540</b>
<b>EXPENDITURE TYPES</b>							
Vehicles CAP	0	420,540	0	0	0	0	420,540
<b>Total Expenditures</b>	<b>0</b>	<b>420,540</b>	<b>0</b>	<b>0</b>	<b>0</b>	<b>0</b>	<b>420,540</b>

*“A full description of planned FY22 Acquisitions is presented in the Capital Acquisition Summary of this Book.”*

**Project Reference No. 11**

**Project Name** FY22 CAQ Parks  
**Project Number** GS0222H

**Project Description / Justification:**  
 FY2022 Capital Acquisition - Parks & Neighborhoods

**Operating Budget Impact:** None  
**Council District:** Various  
**Super District:** Various  
**Project Spend to Date:** \$0

	Carryforward	FY 2022	FY 2023	FY 2024	FY 2025	FY 2026	Total
<b>REVENUE SOURCES</b>							
General Obligation Bonds	0	603,460	0	0	0	0	603,460
<b>Total Revenues</b>	<b>0</b>	<b>603,460</b>	<b>0</b>	<b>0</b>	<b>0</b>	<b>0</b>	<b>603,460</b>
<b>EXPENDITURE TYPES</b>							
Vehicles CAP	0	603,460	0	0	0	0	603,460
<b>Total Expenditures</b>	<b>0</b>	<b>603,460</b>	<b>0</b>	<b>0</b>	<b>0</b>	<b>0</b>	<b>603,460</b>

*“A full description of planned FY22 Acquisitions is presented in the Capital Acquisition Summary of this Book.”*

**Project Reference No. 12**

**Project Name** FY22 CAQ Library Services  
**Project Number** GS0222I

**Project Description / Justification:**  
 FY2022 Capital Acquisition - Library Services

**Operating Budget Impact:** None  
**Council District:** Various  
**Super District:** Various  
**Project Spend to Date:** \$0

	Carryforward	FY 2022	FY 2023	FY 2024	FY 2025	FY 2026	Total
<b>REVENUE SOURCES</b>							
General Obligation Bonds	0	69,000	0	0	0	0	69,000
<b>Total Revenues</b>	<b>0</b>	<b>69,000</b>	<b>0</b>	<b>0</b>	<b>0</b>	<b>0</b>	<b>69,000</b>
<b>EXPENDITURE TYPES</b>							
Vehicles CAP	0	69,000	0	0	0	0	69,000
<b>Total Expenditures</b>	<b>0</b>	<b>69,000</b>	<b>0</b>	<b>0</b>	<b>0</b>	<b>0</b>	<b>69,000</b>

*“A full description of planned FY22 Acquisitions is presented in the Capital Acquisition Summary of this Book.”*

**Current Year Division Summary**

	Carry-forward	FY 2022
<b>REVENUE SOURCES</b>		
General Obligation Bonds	1,500,000	2,000,000
Local Other CIP	225,000	0
<b>Total Revenues</b>	<b>1,725,000</b>	<b>2,000,000</b>

**EXPENDITURE TYPES**

Architecture and Engineering	405,000	1,000,000
Contract Construction	1,320,000	1,000,000
<b>Total Expenditures</b>	<b>1,725,000</b>	<b>2,000,000</b>

**Five Year Division Summary**

	Carry-forward	FY 2022	FY 2023	FY 2024	FY 2025	FY 2026	Total
<b>REVENUE SOURCES</b>							
General Obligation Bonds	1,500,000	2,000,000	2,000,000	0	0	0	5,500,000
Local Other CIP	225,000	0	0	0	0	0	225,000
<b>Total Revenues</b>	<b>1,725,000</b>	<b>2,000,000</b>	<b>2,000,000</b>	<b>0</b>	<b>0</b>	<b>0</b>	<b>5,725,000</b>

**EXPENDITURE TYPES**

Architecture and Engineering	405,000	1,000,000	0	0	0	0	1,405,000
Contract Construction	1,320,000	1,000,000	2,000,000	0	0	0	4,320,000
<b>Total Expenditures</b>	<b>1,725,000</b>	<b>2,000,000</b>	<b>2,000,000</b>	<b>0</b>	<b>0</b>	<b>0</b>	<b>5,725,000</b>

**Housing & Community Development - Summary by Project**

Reference Number	Project Number	Project Name	Carry-forward	FY 2022	FY 2023	FY 2024	FY 2025	FY 2026	Total
1	CD01030	MHA-Foote Homes Future HOPE VI	0	2,000,000	2,000,000	0	0	0	4,000,000
2	CD01092	Raleigh Mall Redevelopment Project	225,000	0	0	0	0	0	225,000
3	CD01097	Klondike-Smokey City	1,500,000	0	0	0	0	0	1,500,000
<b>Total All Projects</b>			<b>1,725,000</b>	<b>2,000,000</b>	<b>2,000,000</b>	<b>0</b>	<b>0</b>	<b>0</b>	<b>5,725,000</b>

HOUSING AND COMMUNITY DEVELOPMENT • SUMMARY BY PROJECT



**Project Reference No. 1**

**Project Name** MHA-Foote Homes Future HOPE VI

**Project Number** CD01030

**Project Description / Justification:**

Redevelopment of the Foote Homes Public Housing site and the surrounding Choice Neighborhood Initiative (CNI) planning area (Beale Street/Union Ave on the North; E.H. Crump Blvd & Railroad Right-of-Way (ROW) on the South; Walnut St (East); and Kansas/Front St to the West). The \$4 million for FY22 and estimated for FY23 exceeds the City's commitment of \$30 million over 6 years (through 2021) due to cost increases of the project.

**Operating Budget Impact:** None

**Council District:** N/A

**Super District:** N/A

**Project Spend to Date:** \$26,865,658

	Carryforward	FY 2022	FY 2023	FY 2024	FY 2025	FY 2026	Total
<b>REVENUE SOURCES</b>							
General Obligation Bonds	0	2,000,000	2,000,000	0	0	0	4,000,000
<b>Total Revenues</b>	<b>0</b>	<b>2,000,000</b>	<b>2,000,000</b>	<b>0</b>	<b>0</b>	<b>0</b>	<b>4,000,000</b>
<b>EXPENDITURE TYPES</b>							
Architecture and Engineering	0	1,000,000	0	0	0	0	1,000,000
Contract Construction	0	1,000,000	2,000,000	0	0	0	3,000,000
<b>Total Expenditures</b>	<b>0</b>	<b>2,000,000</b>	<b>2,000,000</b>	<b>0</b>	<b>0</b>	<b>0</b>	<b>4,000,000</b>

**Project Reference No. 2**

**Project Name** Raleigh Mall Redevelopment Project

**Project Number** CD01092

**Project Description / Justification:**

Development of the Raleigh Civic Plaza, which includes replacement of the North Police Precinct, Traffic Precinct and the Raleigh Branch Library. Project is estimated to be completed in FY23.

**Operating Budget Impact:** None  
**Council District:** 1  
**Super District:** 9  
**Project Spend to Date:** \$34,899,582

	Carryforward	FY 2022	FY 2023	FY 2024	FY 2025	FY 2026	Total
<b>REVENUE SOURCES</b>							
Local Other CIP	225,000	0	0	0	0	0	225,000
<b>Total Revenues</b>	<b>225,000</b>	<b>0</b>	<b>0</b>	<b>0</b>	<b>0</b>	<b>0</b>	<b>225,000</b>
<b>EXPENDITURE TYPES</b>							
Architecture and Engineering	225,000	0	0	0	0	0	225,000
<b>Total Expenditures</b>	<b>225,000</b>	<b>0</b>	<b>0</b>	<b>0</b>	<b>0</b>	<b>0</b>	<b>225,000</b>

**Project Reference No. 3**

**Project Name** Klondike-Smokey City  
**Project Number** CD01097

**Project Description / Justification:**

Enhancement of the sidewalks, street, landscaping, and lighting along Jackson Avenue to encourage new investments, provide additional curbside parking, and calm traffic speeds. Neighborhood residents, business owners, and property owners will all benefit. Project has an estimated completion date of FY23.

**Operating Budget Impact:** None  
**Council District:** 7  
**Super District:** 8  
**Project Spend to Date:** \$284,138

	Carryforward	FY 2022	FY 2023	FY 2024	FY 2025	FY 2026	Total
<b>REVENUE SOURCES</b>							
General Obligation Bonds	1,500,000	0	0	0	0	0	1,500,000
<b>Total Revenues</b>	<b>1,500,000</b>	<b>0</b>	<b>0</b>	<b>0</b>	<b>0</b>	<b>0</b>	<b>1,500,000</b>
<b>EXPENDITURE TYPES</b>							
Architecture and Engineering	180,000	0	0	0	0	0	180,000
Contract Construction	1,320,000	0	0	0	0	0	1,320,000
<b>Total Expenditures</b>	<b>1,500,000</b>	<b>0</b>	<b>0</b>	<b>0</b>	<b>0</b>	<b>0</b>	<b>1,500,000</b>



**Current Year Division Summary**

	Carry- forward	FY 2022
<b>REVENUE SOURCES</b>		
General Obligation Bonds	0	3,500,000
<b>Total Revenues</b>	<b>0</b>	<b>3,500,000</b>
<b>EXPENDITURE TYPES</b>		
Information Technology	0	3,500,000
<b>Total Expenditures</b>	<b>0</b>	<b>3,500,000</b>

**Five Year Division Summary**

	Carry- forward	FY 2022	FY 2023	FY 2024	FY 2025	FY 2026	Total
<b>REVENUE SOURCES</b>							
General Obligation Bonds	0	3,500,000	5,775,000	1,875,000	1,875,000	1,875,000	14,900,000
<b>Total Revenues</b>	<b>0</b>	<b>3,500,000</b>	<b>5,775,000</b>	<b>1,875,000</b>	<b>1,875,000</b>	<b>1,875,000</b>	<b>14,900,000</b>
<b>EXPENDITURE TYPES</b>							
Information Technology	0	3,500,000	5,775,000	1,875,000	1,875,000	1,875,000	14,900,000
<b>Total Expenditures</b>	<b>0</b>	<b>3,500,000</b>	<b>5,775,000</b>	<b>1,875,000</b>	<b>1,875,000</b>	<b>1,875,000</b>	<b>14,900,000</b>

Information Technology - Summary by Project

INFORMATION TECHNOLOGY • SUMMARY BY PROJECT

Reference Number	Project Number	Project Name	Carry-forward	FY 2022	FY 2023	FY 2024	FY 2025	FY 2026	Total
1	IT01001	Desktop & App Infrastruc/Optim	0	500,000	1,500,000	0	0	0	2,000,000
2	IT01002	Cyber Security Infrastruc Upg	0	1,000,000	1,000,000	0	0	0	2,000,000
3	IT01003	Operational Infra Enhancements	0	1,000,000	1,875,000	1,875,000	1,875,000	1,875,000	8,500,000
4	IT01004	Implementation Modernization	0	1,000,000	1,400,000	0	0	0	2,400,000
<b>Total All Projects</b>			<b>0</b>	<b>3,500,000</b>	<b>5,775,000</b>	<b>1,875,000</b>	<b>1,875,000</b>	<b>1,875,000</b>	<b>14,900,000</b>

**Project Reference No. 1**

**Project Name** Desktop & Application Infrastructure/Optimization  
**Project Number** IT01001

**Project Description / Justification:**

This project encompasses the programmatic replacement of obsolete equipment and maintenance of the City's infrastructure.

**Operating Budget Impact:** None  
**Council District:** Various  
**Super District:** Various  
**Project Spend to Date:** \$0

	Carryforward	FY 2022	FY 2023	FY 2024	FY 2025	FY 2026	Total
<b>REVENUE SOURCES</b>							
General Obligation Bonds	0	500,000	1,500,000	0	0	0	2,000,000
<b>Total Revenues</b>	<b>0</b>	<b>500,000</b>	<b>1,500,000</b>	<b>0</b>	<b>0</b>	<b>0</b>	<b>2,000,000</b>
<b>EXPENDITURE TYPES</b>							
Information Technology	0	500,000	1,500,000	0	0	0	2,000,000
<b>Total Expenditures</b>	<b>0</b>	<b>500,000</b>	<b>1,500,000</b>	<b>0</b>	<b>0</b>	<b>0</b>	<b>2,000,000</b>

**Project Reference No. 2**

**Project Name** Cyber Security Infrastructure Upgrade

**Project Number** IT01002

**Project Description / Justification:**

The purpose of this project is for Edge Firewall Upgrade and the Enterprise Network Intrusion Detection & Prevention System.

**Operating Budget Impact:** None

**Council District:** Various

**Super District:** Various

**Project Spend to Date:** \$0

	Carryforward	FY 2022	FY 2023	FY 2024	FY 2025	FY 2026	Total
<b>REVENUE SOURCES</b>							
General Obligation Bonds	0	1,000,000	1,000,000	0	0	0	2,000,000
<b>Total Revenues</b>	<b>0</b>	<b>1,000,000</b>	<b>1,000,000</b>	<b>0</b>	<b>0</b>	<b>0</b>	<b>2,000,000</b>
<b>EXPENDITURE TYPES</b>							
Information Technology	0	1,000,000	1,000,000	0	0	0	2,000,000
<b>Total Expenditures</b>	<b>0</b>	<b>1,000,000</b>	<b>1,000,000</b>	<b>0</b>	<b>0</b>	<b>0</b>	<b>2,000,000</b>



**Project Reference No. 3**

**Project Name** Operational Infrastructure Enhancements

**Project Number** IT01003

**Project Description / Justification:**

The purpose of the ongoing Operational Infrastructure Enhancements Project is to fund various licensing and programs used to support technology infrastructure.

**Operating Budget Impact:** None

**Council District:** Various

**Super District:** Various

**Project Spend to Date:** \$0

	Carryforward	FY 2022	FY 2023	FY 2024	FY 2025	FY 2026	Total
<b>REVENUE SOURCES</b>							
General Obligation	0	1,000,000	1,875,000	1,875,000	1,875,000	1,875,000	8,500,000
Bonds							
<b>Total Revenues</b>	<b>0</b>	<b>1,000,000</b>	<b>1,875,000</b>	<b>1,875,000</b>	<b>1,875,000</b>	<b>1,875,000</b>	<b>8,500,000</b>
<b>EXPENDITURE TYPES</b>							
Information Technology	0	1,000,000	1,875,000	1,875,000	1,875,000	1,875,000	8,500,000
<b>Total Expenditures</b>	<b>0</b>	<b>1,000,000</b>	<b>1,875,000</b>	<b>1,875,000</b>	<b>1,875,000</b>	<b>1,875,000</b>	<b>8,500,000</b>

**Project Reference No. 4**

**Project Name** Implementation Modernization

**Project Number** IT01004

**Project Description / Justification:**

The purpose of this project is to modernize and upgrade the enterprise application infrastructure and fund enterprise application upgrades and development platform improvements.

**Operating Budget Impact:** None

**Council District:** Various

**Super District:** Various

**Project Spend to Date:** \$0

	Carryforward	FY 2022	FY 2023	FY 2024	FY 2025	FY 2026	Total
<b>REVENUE SOURCES</b>							
General Obligation Bonds	0	1,000,000	1,400,000	0	0	0	2,400,000
<b>Total Revenues</b>	<b>0</b>	<b>1,000,000</b>	<b>1,400,000</b>	<b>0</b>	<b>0</b>	<b>0</b>	<b>2,400,000</b>
<b>EXPENDITURE TYPES</b>							
Information Technology	0	1,000,000	1,400,000	0	0	0	2,400,000
<b>Total Expenditures</b>	<b>0</b>	<b>1,000,000</b>	<b>1,400,000</b>	<b>0</b>	<b>0</b>	<b>0</b>	<b>2,400,000</b>

**Current Year Division Summary**

	Carry- forward	FY 2022
<b>REVENUE SOURCES</b>		
General Obligation Bonds	0	2,420,000
<b>Total Revenues</b>	<b>0</b>	<b>2,420,000</b>

<b>EXPENDITURE TYPES</b>		
Contract Construction	0	2,420,000
<b>Total Expenditures</b>	<b>0</b>	<b>2,420,000</b>

**Five-Year Division Summary**

	Carry- forward	FY 2022	FY 2023	FY 2024	FY 2025	FY 2026	Total
<b>REVENUE SOURCES</b>							
General Obligation Bonds	0	2,420,000	0	0	0	0	2,420,000
<b>Total Revenues</b>	<b>0</b>	<b>2,420,000</b>	<b>0</b>	<b>0</b>	<b>0</b>	<b>0</b>	<b>2,420,000</b>

<b>EXPENDITURE TYPES</b>							
Contract Construction	0	2,420,000	0	0	0	0	2,420,000
<b>Total Expenditures</b>	<b>0</b>	<b>2,420,000</b>	<b>0</b>	<b>0</b>	<b>0</b>	<b>0</b>	<b>2,420,000</b>

**Library Services - Summary by Project**

Reference Number	Project Number	Project Name	Carry-forward	FY 2022	FY 2023	FY 2024	FY 2025	FY 2026	Total
1	LI01030	New Frayser Library	0	2,420,000	0	0	0	0	2,420,000
		<b>Total All Projects</b>	<b>0</b>	<b>2,420,000</b>	<b>0</b>	<b>0</b>	<b>0</b>	<b>0</b>	<b>2,420,000</b>

LIBRARY SERVICES • SUMMARY BY PROJECT

**Project Reference No. 1**

**Project Name** New Frayser Library  
**Project Number** LI01030

**Project Description / Justification:**

This project will replace the current 6,400 sq. ft. Frayser Branch with a 25,000 sq. ft. branch. The existing branch serves a large population that generates extremely high customer usage/demand, averaging close to 100,000+ annual visitors. The existing property is landlocked with no room for additional building expansion and parking. The new branch will offer expanded service, including a larger collection of materials, community meeting/study facilities, increased public computer capacity, and expanded regular and handicap parking. \$8.7 million was previously allocated and appropriated.

**Operating Budget Impact:** None  
**Council District:** 7  
**Super District:** 8  
**Project Spend to Date:** \$858,439

	Carryforward	FY 2022	FY 2023	FY 2024	FY 2025	FY 2026	Total
<b>REVENUE SOURCES</b>							
General Obligation Bonds	0	2,420,000	0	0	0	0	2,420,000
<b>Total Revenues</b>	<b>0</b>	<b>2,420,000</b>	<b>0</b>	<b>0</b>	<b>0</b>	<b>0</b>	<b>2,420,000</b>
<b>EXPENDITURE TYPES</b>							
Contract Construction	0	2,420,000	0	0	0	0	2,420,000
<b>Total Expenditures</b>	<b>0</b>	<b>2,420,000</b>	<b>0</b>	<b>0</b>	<b>0</b>	<b>0</b>	<b>2,420,000</b>



**Current Year Division Summary**

	Carry- forward	FY 2022
<b>REVENUE SOURCES</b>		
General Obligation Bonds	2,291,750	5,500,000
<b>Total Revenues</b>	<b>2,291,750</b>	<b>5,500,000</b>
<b>EXPENDITURE TYPES</b>		
Architecture and Engineering	0	150,000
Contract Construction	1,450,000	4,750,000
Furniture Fixture Equipment	537,750	0
Other Cost	304,000	600,000
<b>Total Expenditures</b>	<b>2,291,750</b>	<b>5,500,000</b>

MATA • DIVISION SUMMARY

**Five Year Division Summary**

	Carry- forward	FY 2022	FY 2023	FY 2024	FY 2025	FY 2026	Total
<b>REVENUE SOURCES</b>							
General Obligation Bonds	2,291,750	5,500,000	6,897,809	7,170,750	8,486,441	2,655,000	33,001,750
<b>Total Revenues</b>	<b>2,291,750</b>	<b>5,500,000</b>	<b>6,897,809</b>	<b>7,170,750</b>	<b>8,486,441</b>	<b>2,655,000</b>	<b>33,001,750</b>
<b>EXPENDITURE TYPES</b>							
Architecture and Engineering	0	150,000	0	0	0	0	150,000
Contract Construction	1,450,000	4,750,000	5,452,809	5,005,750	7,041,441	800,000	24,500,000
Furniture Fixture Equipment	537,750	0	0	0	0	0	537,750
Other Cost	304,000	600,000	1,445,000	2,165,000	1,445,000	1,855,000	7,814,000
<b>Total Expenditures</b>	<b>2,291,750</b>	<b>5,500,000</b>	<b>6,897,809</b>	<b>7,170,750</b>	<b>8,486,441</b>	<b>2,655,000</b>	<b>33,001,750</b>

**MATA - Summary by Project**

MATA • SUMMARY BY PROJECT

Reference Number	Project Number	Project Name	Carry-forward	FY 2022	FY 2023	FY 2024	FY 2025	FY 2026	Total
1	GA03007	Fixed-Route Buses	0	0	0	0	0	360,000	360,000
2	GA03011	Paratransit In-Service Vehicles	841,750	0	0	0	0	50,000	891,750
3	GA03022	Adv Public Transp System	0	0	200,000	200,000	200,000	200,000	800,000
4	GA03023	Operations/Maint Facility	1,450,000	0	0	0	0	800,000	2,250,000
5	GA03024	Rail Facility Improvements	0	0	80,000	80,000	80,000	80,000	320,000
6	GA03025	Bus Facility Improvements	0	0	165,000	165,000	165,000	165,000	660,000
7	GA03026	Rail Vehicles	0	0	0	720,000	0	0	720,000
8	GA03028	Innovation Corridor BRT	0	4,500,000	5,452,809	5,005,750	7,041,441	0	22,000,000
9	GA03029	Transit Vision Project	0	1,000,000	1,000,000	1,000,000	1,000,000	1,000,000	5,000,000
<b>Total All Projects</b>			<b>2,291,750</b>	<b>5,500,000</b>	<b>6,897,809</b>	<b>7,170,750</b>	<b>8,486,441</b>	<b>2,655,000</b>	<b>33,001,750</b>



**Project Reference No. 1**

**Project Name** MATA-Fixed Route Buses

**Project Number** GA03007

**Project Description / Justification:**

This project provides funding for the purchase of buses to replace buses that have reached the end of their useful service life. MATA plans to replace a large number of vehicles using a higher percentage of local funding to bring the fleet to a state of good repair. Discretionary grant funding requires a minimum 20% local match. A 40% local match has been programmed for the next 5-year period to be more competitive with federal discretionary grants.

**Operating Budget Impact:** None

**Council District:** N/A

**Super District:** N/A

**Project Spend to Date:** \$14,485,319

	Carryforward	FY 2022	FY 2023	FY 2024	FY 2025	FY 2026	Total
<b>REVENUE SOURCES</b>							
General Obligation Bonds	0	0	0	0	0	360,000	360,000
<b>Total Revenues</b>	<b>0</b>	<b>0</b>	<b>0</b>	<b>0</b>	<b>0</b>	<b>360,000</b>	<b>360,000</b>
<b>EXPENDITURE TYPES</b>							
Other Cost	0	0	0	0	0	360,000	360,000
<b>Total Expenditures</b>	<b>0</b>	<b>0</b>	<b>0</b>	<b>0</b>	<b>0</b>	<b>360,000</b>	<b>360,000</b>

**Project Reference No. 2**

**Project Name** MATA-Paratransit In-Service  
**Project Number** GA03011

**Project Description / Justification:**

This project provides funding for the purchase of paratransit vehicles to replace vehicles that have reached the end of their useful service life. This project will allow MATA to provide efficient service to persons with disabilities in the Memphis area. MATA is making an effort to incorporate smaller vehicles and alternative fuel vehicles into the fleet and may choose to purchase a smaller or larger number of vehicles with the funds provided for this project.

**Operating Budget Impact:** New buses reduce operating costs since they replace buses that have met their useful service life and had high maintenance costs. The new buses have a one-year warranty on all parts and additional years for major components.

**Council District:** N/A

**Super District:** N/A

**Project Spend to Date:** \$2,941,482

	Carryforward	FY 2022	FY 2023	FY 2024	FY 2025	FY 2026	Total
<b>REVENUE SOURCES</b>							
General Obligation Bonds	841,750	0	0	0	0	50,000	891,750
<b>Total Revenues</b>	<b>841,750</b>	<b>0</b>	<b>0</b>	<b>0</b>	<b>0</b>	<b>50,000</b>	<b>891,750</b>
<b>EXPENDITURE TYPES</b>							
Furniture Fixture	537,750	0	0	0	0	0	537,750
Equipment							
Other Cost	304,000	0	0	0	0	50,000	354,000
<b>Total Expenditures</b>	<b>841,750</b>	<b>0</b>	<b>0</b>	<b>0</b>	<b>0</b>	<b>50,000</b>	<b>891,750</b>

**Project Reference No. 3**

**Project Name** MATA-Adv Public Transp System  
**Project Number** GA03022

**Project Description / Justification:**

This project provides continuing enhancements and upgrades to the APTS/ITS system on an annual basis. Enhancements and upgrades to the existing ITS system will include complementary elements such as fare collection/distribution equipment, dispatch, GMMS, HRTS software, traffic signal priority equipment, and various other accounting management systems. This project also includes complete replacement of the fareboxes on the entire revenue vehicle fleet.

**Operating Budget Impact:** None  
**Council District:** N/A  
**Super District:** N/A  
**Project Spend to Date:** \$6,086,094

	Carryforward	FY 2022	FY 2023	FY 2024	FY 2025	FY 2026	Total
<b>REVENUE SOURCES</b>							
General Obligation Bonds	0	0	200,000	200,000	200,000	200,000	800,000
<b>Total Revenues</b>	<b>0</b>	<b>0</b>	<b>200,000</b>	<b>200,000</b>	<b>200,000</b>	<b>200,000</b>	<b>800,000</b>
<b>EXPENDITURE TYPES</b>							
Other Cost	0	0	200,000	200,000	200,000	200,000	800,000
<b>Total Expenditures</b>	<b>0</b>	<b>0</b>	<b>200,000</b>	<b>200,000</b>	<b>200,000</b>	<b>200,000</b>	<b>800,000</b>

**Project Reference No. 4**

**Project Name** MATA-Operations/Maintenance Facility  
**Project Number** GA03023

**Project Description / Justification:**

This project provides funds for the replacement of MATA's existing Bus Operations & Maintenance facility and the relocation of its administrative offices to a new location. The existing location on Levee Road has serious surface and subsurface issues associated with continuing subsidence. A feasibility study determined that the site is not viable in the long term and another site is needed.

**Operating Budget Impact:** None  
**Council District:** N/A  
**Super District:** N/A  
**Project Spend to Date:** \$170,265

	Carryforward	FY 2022	FY 2023	FY 2024	FY 2025	FY 2026	Total
<b>REVENUE SOURCES</b>							
General Obligation Bonds	1,450,000	0	0	0	0	800,000	2,250,000
<b>Total Revenues</b>	<b>1,450,000</b>	<b>0</b>	<b>0</b>	<b>0</b>	<b>0</b>	<b>800,000</b>	<b>2,250,000</b>
<b>EXPENDITURE TYPES</b>							
Contract Construction	1,450,000	0	0	0	0	800,000	2,250,000
<b>Total Expenditures</b>	<b>1,450,000</b>	<b>0</b>	<b>0</b>	<b>0</b>	<b>0</b>	<b>800,000</b>	<b>2,250,000</b>

**Project Reference No. 5**

**Project Name** Rail Facility Improvements  
**Project Number** GA03024

**Project Description / Justification:**

This project provides funds for rehabilitation, repair, upgrade or replacement of major elements of the downtown rail trolley system. This includes investments in the track, stations, vehicles and other infrastructure such as electrical equipment, trolleys, catenary wires, the operations and maintenance facility, elastomeric grout, etc.

**Operating Budget Impact:** None  
**Council District:** Various  
**Super District:** 8  
**Project Spend to Date:** \$1,556,533

	Carryforward	FY 2022	FY 2023	FY 2024	FY 2025	FY 2026	Total
<b>REVENUE SOURCES</b>							
General Obligation Bonds	0	0	80,000	80,000	80,000	80,000	320,000
<b>Total Revenues</b>	<b>0</b>	<b>0</b>	<b>80,000</b>	<b>80,000</b>	<b>80,000</b>	<b>80,000</b>	<b>320,000</b>
<b>EXPENDITURE TYPES</b>							
Other Cost	0	0	80,000	80,000	80,000	80,000	320,000
<b>Total Expenditures</b>	<b>0</b>	<b>0</b>	<b>80,000</b>	<b>80,000</b>	<b>80,000</b>	<b>80,000</b>	<b>320,000</b>

**Project Reference No. 6**

**Project Name** Bus Facility Improvements  
**Project Number** GA03025

**Project Description / Justification:**

This project provides funds for periodic improvements of certain portions of MATA's buildings and grounds, which is necessary to keep MATA's operations, maintenance and administrative facilities functioning in an effective manner. Projects include HVAC improvements, security systems, painting, paving, bus stops, shelters, etc.

**Operating Budget Impact:** None  
**Council District:** Various  
**Super District:** Various  
**Project Spend to Date:** \$633,129

	Carryforward	FY 2022	FY 2023	FY 2024	FY 2025	FY 2026	Total
<b>REVENUE SOURCES</b>							
General Obligation Bonds	0	0	165,000	165,000	165,000	165,000	660,000
<b>Total Revenues</b>	<b>0</b>	<b>0</b>	<b>165,000</b>	<b>165,000</b>	<b>165,000</b>	<b>165,000</b>	<b>660,000</b>
<b>EXPENDITURE TYPES</b>							
Other Cost	0	0	165,000	165,000	165,000	165,000	660,000
<b>Total Expenditures</b>	<b>0</b>	<b>0</b>	<b>165,000</b>	<b>165,000</b>	<b>165,000</b>	<b>165,000</b>	<b>660,000</b>

**Project Reference No. 7**

**Project Name** Rail Vehicles  
**Project Number** GA03026

**Project Description / Justification:**

MATA plans to purchase new and/or rehabilitate existing rail vehicles to return them to a state of good repair that meets FTA safety standards.

**Operating Budget Impact:** None  
**Council District:** Various  
**Super District:** 8  
**Project Spend to Date:** \$1,474,400

	Carryforward	FY 2022	FY 2023	FY 2024	FY 2025	FY 2026	Total
<b>REVENUE SOURCES</b>							
General Obligation Bonds	0	0	0	720,000	0	0	720,000
<b>Total Revenues</b>	<b>0</b>	<b>0</b>	<b>0</b>	<b>720,000</b>	<b>0</b>	<b>0</b>	<b>720,000</b>
<b>EXPENDITURE TYPES</b>							
Other Cost	0	0	0	720,000	0	0	720,000
<b>Total Expenditures</b>	<b>0</b>	<b>0</b>	<b>0</b>	<b>720,000</b>	<b>0</b>	<b>0</b>	<b>720,000</b>

**Project Reference No. 8**

**Project Name** Innovation Corridor BRT  
**Project Number** GA03028

**Project Description / Justification:**

This project provides funds for the development of a new Bus Rapid Transit (BRT) line connecting downtown with The University of Memphis.

**Operating Budget Impact:** None  
**Council District:** Various  
**Super District:** Various  
**Project Spend to Date:** \$2,584,840

	Carryforward	FY 2022	FY 2023	FY 2024	FY 2025	FY 2026	Total
<b>REVENUE SOURCES</b>							
General Obligation Bonds	0	4,500,000	5,452,809	5,005,750	7,041,441	0	22,000,000
<b>Total Revenues</b>	<b>0</b>	<b>4,500,000</b>	<b>5,452,809</b>	<b>5,005,750</b>	<b>7,041,441</b>	<b>0</b>	<b>22,000,000</b>
<b>EXPENDITURE TYPES</b>							
Contract Construction	0	4,500,000	5,452,809	5,005,750	7,041,441	0	22,000,000
<b>Total Expenditures</b>	<b>0</b>	<b>4,500,000</b>	<b>5,452,809</b>	<b>5,005,750</b>	<b>7,041,441</b>	<b>0</b>	<b>22,000,000</b>



**Project Reference No. 9**

**Project Name** Transit Vision Project  
**Project Number** GA03029

**Project Description / Justification:**

This project provides funds for the development of new on-street bus transfer facilities at three locations as identified in the Transit Vision Recommended Plan adopted by the MATA Board of Commissioners. This project also funds bus shelter improvements and other amenities at bus stops throughout the city.

**Operating Budget Impact:** None  
**Council District:** Various  
**Super District:** Various  
**Project Spend to Date:** \$0

	Carryforward	FY 2022	FY 2023	FY 2024	FY 2025	FY 2026	Total
<b>REVENUE SOURCES</b>							
General Obligation Bonds	0	1,000,000	1,000,000	1,000,000	1,000,000	1,000,000	5,000,000
<b>Total Revenues</b>	<b>0</b>	<b>1,000,000</b>	<b>1,000,000</b>	<b>1,000,000</b>	<b>1,000,000</b>	<b>1,000,000</b>	<b>5,000,000</b>
<b>EXPENDITURE TYPES</b>							
Architecture and Engineering	0	150,000	0	0	0	0	150,000
Contract Construction	0	250,000	0	0	0	0	250,000
Other Cost	0	600,000	1,000,000	1,000,000	1,000,000	1,000,000	4,600,000
<b>Total Expenditures</b>	<b>0</b>	<b>1,000,000</b>	<b>1,000,000</b>	<b>1,000,000</b>	<b>1,000,000</b>	<b>1,000,000</b>	<b>5,000,000</b>



**Current Year Division Summary**

	Carry-forward	FY 2022
<b>REVENUE SOURCES</b>		
General Obligation Bonds	200,000	323,000
<b>Total Revenues</b>	<b>200,000</b>	<b>323,000</b>
<b>EXPENDITURE TYPES</b>		
Contract Construction	200,000	323,000
<b>Total Expenditures</b>	<b>200,000</b>	<b>323,000</b>

**Five-Year Division Summary**

	Carry-forward	FY 2022	FY 2023	FY 2024	FY 2025	FY 2026	Total
<b>REVENUE SOURCES</b>							
General Obligation Bonds	200,000	323,000	0	0	0	0	523,000
<b>Total Revenues</b>	<b>200,000</b>	<b>323,000</b>	<b>0</b>	<b>0</b>	<b>0</b>	<b>0</b>	<b>523,000</b>
<b>EXPENDITURE TYPES</b>							
Contract Construction	200,000	323,000	0	0	0	0	523,000
<b>Total Expenditures</b>	<b>200,000</b>	<b>323,000</b>	<b>0</b>	<b>0</b>	<b>0</b>	<b>0</b>	<b>523,000</b>

Memphis River Parks - Summary by Project

Reference Number	Project Number	Project Name	Carry-forward	FY 2022	FY 2023	FY 2024	FY 2025	FY 2026	Total
1	GA01028	Mud Island Amphitheater	200,000	0	0	0	0	0	200,000
2	PK13003	Mud Island North Gate Renov	0	323,000	0	0	0	0	323,000
<b>Total All Projects</b>			<b>200,000</b>	<b>323,000</b>	<b>0</b>	<b>0</b>	<b>0</b>	<b>0</b>	<b>523,000</b>

MEMPHIS RIVER PARKS • SUMMARY BY PROJECT

**Project Reference No. 1**

**Project Name** Mud Island Amphitheater  
**Project Number** GA01028

**Project Description / Justification:**

This project will provide funds for upgrades at the Mud Island Amphitheater, an outdoor concert and event venue with a 5,000+ seating capacity. Additional concession stands have been added since the facility opened in 1982, but no significant renovations have ever been done.

**Operating Budget Impact:** None  
**Council District:** 6  
**Super District:** 8  
**Project Spend to Date:** \$0

	Carryforward	FY 2022	FY 2023	FY 2024	FY 2025	FY 2026	Total
<b>REVENUE SOURCES</b>							
General Obligation Bonds	200,000	0	0	0	0	0	200,000
<b>Total Revenues</b>	<b>200,000</b>	<b>0</b>	<b>0</b>	<b>0</b>	<b>0</b>	<b>0</b>	<b>200,000</b>
<b>EXPENDITURE TYPES</b>							
Contract Construction	200,000	0	0	0	0	0	200,000
<b>Total Expenditures</b>	<b>200,000</b>	<b>0</b>	<b>0</b>	<b>0</b>	<b>0</b>	<b>0</b>	<b>200,000</b>

**Project Reference No. 2**

**Project Name** Mud Island North Gate Renovation

**Project Number** PK13003

**Project Description / Justification:**

Purpose: To create a more attractive and inviting north entrance to Mud Island from Island Drive. The recycling containers and maintenance compound will be screened, new crosswalks, signage and bike sharrows will be added, and the gatehouse will be renovated into a new more welcoming waystation.

**Operating Budget Impact:** None

**Council District:** 7

**Super District:** 8

**Project Spend to Date:** \$0

	Carryforward	FY 2022	FY 2023	FY 2024	FY 2025	FY 2026	Total
<b>REVENUE SOURCES</b>							
General Obligation Bonds	0	323,000	0	0	0	0	323,000
<b>Total Revenues</b>	<b>0</b>	<b>323,000</b>	<b>0</b>	<b>0</b>	<b>0</b>	<b>0</b>	<b>323,000</b>
<b>EXPENDITURE TYPES</b>							
Contract Construction	0	323,000	0	0	0	0	323,000
<b>Total Expenditures</b>	<b>0</b>	<b>323,000</b>	<b>0</b>	<b>0</b>	<b>0</b>	<b>0</b>	<b>323,000</b>

**Current Year Division Summary**

	Carry- forward	FY 2022
<b>REVENUE SOURCES</b>		
General Obligation Bonds	416,034	8,650,000
<b>Total Revenues</b>	<b>416,034</b>	<b>8,650,000</b>

<b>EXPENDITURE TYPES</b>		
Architecture and Engineering	0	510,000
Contract Construction	416,034	8,140,000
<b>Total Expenditures</b>	<b>416,034</b>	<b>8,650,000</b>

**Five Year Division Summary**

	Carry- forward	FY 2022	FY 2023	FY 2024	FY 2025	FY 2026	Total
<b>REVENUE SOURCES</b>							
General Obligation Bonds	416,034	8,650,000	5,500,000	5,850,000	5,750,000	6,750,000	32,916,034
<b>Total Revenues</b>	<b>416,034</b>	<b>8,650,000</b>	<b>5,500,000</b>	<b>5,850,000</b>	<b>5,750,000</b>	<b>6,750,000</b>	<b>32,916,034</b>

<b>EXPENDITURE TYPES</b>							
Architecture and Engineering	0	510,000	475,000	410,000	450,000	500,000	2,345,000
Contract Construction	416,034	8,140,000	5,025,000	5,440,000	5,300,000	6,250,000	30,571,034
<b>Total Expenditures</b>	<b>416,034</b>	<b>8,650,000</b>	<b>5,500,000</b>	<b>5,850,000</b>	<b>5,750,000</b>	<b>6,750,000</b>	<b>32,916,034</b>

**Parks & Neighborhoods - Summary by Project**

PARKS AND NEIGHBORHOODS • SUMMARY BY PROJECT

Reference Number	Project Number	Project Name	Carry-forward	FY 2022	FY 2023	FY 2024	FY 2025	FY 2026	Total
1	PK01032	Ed Rice Comm Ctr Replacement	0	4,800,000	0	0	0	0	4,800,000
2	PK03004	Tennis Major Maintenance	0	600,000	750,000	600,000	500,000	500,000	2,950,000
3	PK06017	Audubon Golf Cart Paths	0	500,000	0	0	0	0	500,000
4	PK07012	Greenway Improvements	116,034	0	1,500,000	1,500,000	1,500,000	1,500,000	6,116,034
5	PK07110	Levitt Shell	0	300,000	0	0	0	0	300,000
6	PK08037	Lichterman Major Maintenance	0	200,000	500,000	1,000,000	1,000,000	1,500,000	4,200,000
7	PK09002	Zoo Major Maintenance	300,000	250,000	250,000	250,000	250,000	250,000	1,550,000
8	PK22100	FY22 Parks Coverline	0	2,000,000	2,500,000	2,500,000	2,500,000	3,000,000	12,500,000
<b>Total All Projects</b>			<b>416,034</b>	<b>8,650,000</b>	<b>5,500,000</b>	<b>5,850,000</b>	<b>5,750,000</b>	<b>6,750,000</b>	<b>32,916,034</b>



**Project Reference No. 1**

**Project Name** Ed Rice Community Center Replacement

**Project Number** PK01032

**Project Description / Justification:**

This project provides funds for construction of the new Ed Rice Community Center. Total cost is approximately \$8.4 million. Demolition of the existing center began Spring 2020. Completion of the new center is scheduled for Spring 2022.

**Operating Budget Impact:** None

**Council District:** 7

**Super District:** 8

**Project Spend to Date:** \$3,990,025

	Carryforward	FY 2022	FY 2023	FY 2024	FY 2025	FY 2026	Total
<b>REVENUE SOURCES</b>							
General Obligation Bonds	0	4,800,000	0	0	0	0	4,800,000
<b>Total Revenues</b>	<b>0</b>	<b>4,800,000</b>	<b>0</b>	<b>0</b>	<b>0</b>	<b>0</b>	<b>4,800,000</b>

<b>EXPENDITURE TYPES</b>							
Contract Construction	0	4,300,000	0	0	0	0	4,300,000
Furniture Fixture Equipment	0	210,000	0	0	0	0	210,000
Information Technology	0	140,000	0	0	0	0	140,000
Other Cost	0	150,000	0	0	0	0	150,000
<b>Total Expenditures</b>	<b>0</b>	<b>4,800,000</b>	<b>0</b>	<b>0</b>	<b>0</b>	<b>0</b>	<b>4,800,000</b>

**Project Reference No. 2**

**Project Name** Tennis Major Maintenance  
**Project Number** PK03004

**Project Description / Justification:**

This project provides funds for the reconstruction of new courts and the resurfacing of existing outdoor courts at Eldon Roarke, Frayser, Raleigh, Singleton and Wolbrecht tennis centers. FY22 funds will be used for the reconstruction of four new outdoor courts at Frayser Park and the resurfacing of four outdoor tennis courts at Singleton.

**Operating Budget Impact:** None  
**Council District:** Various  
**Super District:** Various  
**Project Spend to Date:** \$2,288,001

	Carryforward	FY 2022	FY 2023	FY 2024	FY 2025	FY 2026	Total
<b>REVENUE SOURCES</b>							
General Obligation Bonds	0	600,000	750,000	600,000	500,000	500,000	2,950,000
<b>Total Revenues</b>	<b>0</b>	<b>600,000</b>	<b>750,000</b>	<b>600,000</b>	<b>500,000</b>	<b>500,000</b>	<b>2,950,000</b>
<b>EXPENDITURE TYPES</b>							
Architecture and Engineering	0	60,000	75,000	60,000	50,000	50,000	295,000
Contract Construction	0	540,000	675,000	540,000	450,000	450,000	2,655,000
<b>Total Expenditures</b>	<b>0</b>	<b>600,000</b>	<b>750,000</b>	<b>600,000</b>	<b>500,000</b>	<b>500,000</b>	<b>2,950,000</b>

**Project Reference No. 3**

**Project Name** Audubon Golf Cart Paths  
**Project Number** PK06017

**Project Description / Justification:**  
 FY22 funds will be used to repair and repave the cart paths at Audubon Golf Course.

**Operating Budget Impact:** None  
**Council District:** 5  
**Super District:** 8  
**Project Spend to Date:** \$0

	Carryforward	FY 2022	FY 2023	FY 2024	FY 2025	FY 2026	Total
<b>REVENUE SOURCES</b>							
General Obligation Bonds	0	500,000	0	0	0	0	500,000
<b>Total Revenues</b>	<b>0</b>	<b>500,000</b>	<b>0</b>	<b>0</b>	<b>0</b>	<b>0</b>	<b>500,000</b>
<b>EXPENDITURE TYPES</b>							
Architecture and Engineering	0	50,000	0	0	0	0	50,000
Contract Construction	0	450,000	0	0	0	0	450,000
<b>Total Expenditures</b>	<b>0</b>	<b>500,000</b>	<b>0</b>	<b>0</b>	<b>0</b>	<b>0</b>	<b>500,000</b>

**Project Reference No. 4**

**Project Name** Greenway Improvements  
**Project Number** PK07012

**Project Description / Justification:**

This project provides funds per the memorandum of understanding (MOU) with the Wolf River Conservancy for yearly funding for segments of the Wolf River Greenway over a 5-year period.

**Operating Budget Impact:** None  
**Council District:** Various  
**Super District:** Various  
**Project Spend to Date:** \$4,680,844

	Carryforward	FY 2022	FY 2023	FY 2024	FY 2025	FY 2026	Total
<b>REVENUE SOURCES</b>							
General Obligation Bonds	116,034	0	1,500,000	1,500,000	1,500,000	1,500,000	6,116,034
<b>Total Revenues</b>	<b>116,034</b>	<b>0</b>	<b>1,500,000</b>	<b>1,500,000</b>	<b>1,500,000</b>	<b>1,500,000</b>	<b>6,116,034</b>
<b>EXPENDITURE TYPES</b>							
Architecture and Engineering	0	0	100,000	100,000	150,000	150,000	500,000
Contract Construction	116,034	0	1,400,000	1,400,000	1,350,000	1,350,000	5,616,034
<b>Total Expenditures</b>	<b>116,034</b>	<b>0</b>	<b>1,500,000</b>	<b>1,500,000</b>	<b>1,500,000</b>	<b>1,500,000</b>	<b>6,116,034</b>

**Project Reference No. 5**

**Project Name** Levitt Shell  
**Project Number** PK07110

**Project Description / Justification:**  
 This project is for refurbishments at the Levitt Shell.

**Operating Budget Impact:** None  
**Council District:** 5  
**Super District:** 9  
**Project Spend to Date:** \$0

	Carryforward	FY 2022	FY 2023	FY 2024	FY 2025	FY 2026	Total
<b>REVENUE SOURCES</b>							
General Obligation Bonds	0	300,000	0	0	0	0	300,000
<b>Total Revenues</b>	<b>0</b>	<b>300,000</b>	<b>0</b>	<b>0</b>	<b>0</b>	<b>0</b>	<b>300,000</b>
<b>EXPENDITURE TYPES</b>							
Contract Construction	0	300,000	0	0	0	0	300,000
<b>Total Expenditures</b>	<b>0</b>	<b>300,000</b>	<b>0</b>	<b>0</b>	<b>0</b>	<b>0</b>	<b>300,000</b>

**Project Reference No. 6**

**Project Name** Lichterman Major Maintenance

**Project Number** PK08037

**Project Description / Justification:**

The purpose of this project is to address multiple maintenance concerns at the Lichterman Nature Center. Items that have been identified include: 1) replacement of all boardwalks across the lake; 2) replacement, in phases, of multiple (5-7) dilapidated pedestrian bridges; 3) installation of an adventure playground that is already designed; 4) enhancement of the lake dredging process; 5) repavement of the parking lot; and 6) development of on-site detention to prevent systematic erosion across the western side of the property. FY22 funds will be used for only Architecture & Engineering (A&E) to hire a consultant to prepare a plan to address these issues.

**Operating Budget Impact:** None

**Council District:** 2

**Super District:** 8

**Project Spend to Date:** \$0

	Carryforward	FY 2022	FY 2023	FY 2024	FY 2025	FY 2026	Total
<b>REVENUE SOURCES</b>							
General Obligation Bonds	0	200,000	500,000	1,000,000	1,000,000	1,500,000	4,200,000
<b>Total Revenues</b>	<b>0</b>	<b>200,000</b>	<b>500,000</b>	<b>1,000,000</b>	<b>1,000,000</b>	<b>1,500,000</b>	<b>4,200,000</b>
<b>EXPENDITURE TYPES</b>							
Architecture and Engineering	0	200,000	50,000	0	0	0	250,000
Contract Construction	0	0	450,000	1,000,000	1,000,000	1,500,000	3,950,000
<b>Total Expenditures</b>	<b>0</b>	<b>200,000</b>	<b>500,000</b>	<b>1,000,000</b>	<b>1,000,000</b>	<b>1,500,000</b>	<b>4,200,000</b>

**Project Reference No. 7**

**Project Name** Zoo Major Maintenance  
**Project Number** PK09002

**Project Description / Justification:**

This project provides funding to the Memphis Zoological Society to help fund exhibit and grounds major repair, maintenance projects and emergency repairs as needed. Funds carried forward will be used for parking enhancements.

**Operating Budget Impact:** None  
**Council District:** 5  
**Super District:** 9  
**Project Spend to Date:** \$6,517,796

	Carryforward	FY 2022	FY 2023	FY 2024	FY 2025	FY 2026	Total
<b>REVENUE SOURCES</b>							
General Obligation Bonds	300,000	250,000	250,000	250,000	250,000	250,000	1,550,000
<b>Total Revenues</b>	<b>300,000</b>	<b>250,000</b>	<b>250,000</b>	<b>250,000</b>	<b>250,000</b>	<b>250,000</b>	<b>1,550,000</b>
<b>EXPENDITURE TYPES</b>							
Contract Construction	300,000	250,000	250,000	250,000	250,000	250,000	1,550,000
<b>Total Expenditures</b>	<b>300,000</b>	<b>250,000</b>	<b>250,000</b>	<b>250,000</b>	<b>250,000</b>	<b>250,000</b>	<b>1,550,000</b>

**Project Reference No. 8**

**Project Name** FY22 Parks Coverline  
**Project Number** PK22100

**Project Description / Justification:**

The FY22 Parks and Neighborhoods Coverline will provide funding for furniture, fixtures and equipment (FF&E) for multiple Parks facilities and will be used to make repairs and update site furnishings equally across all Council Districts.

**Operating Budget Impact:** None  
**Council District:** Various  
**Super District:** Various  
**Project Spend to Date:** N/A

	Carryforward	FY 2022	FY 2023	FY 2024	FY 2025	FY 2026	Total
<b>REVENUE SOURCES</b>							
General Obligation	0	2,000,000	2,500,000	2,500,000	2,500,000	3,000,000	12,500,000
Bonds							
<b>Total Revenues</b>	<b>0</b>	<b>2,000,000</b>	<b>2,500,000</b>	<b>2,500,000</b>	<b>2,500,000</b>	<b>3,000,000</b>	<b>12,500,000</b>
<b>EXPENDITURE TYPES</b>							
Architecture and Engineering	0	200,000	250,000	250,000	250,000	300,000	1,250,000
Contract Construction	0	1,600,000	2,250,000	2,250,000	2,250,000	2,700,000	11,050,000
Furniture Fixture Equipment	0	200,000	0	0	0	0	200,000
<b>Total Expenditures</b>	<b>0</b>	<b>2,000,000</b>	<b>2,500,000</b>	<b>2,500,000</b>	<b>2,500,000</b>	<b>3,000,000</b>	<b>12,500,000</b>



**Current Year Division Summary**

	Carry-forward	FY 2022
<b>REVENUE SOURCES</b>		
General Obligation Bonds	2,511,260	8,987,500
<b>Total Revenues</b>	<b>2,511,260</b>	<b>8,987,500</b>
<b>EXPENDITURE TYPES</b>		
Architecture and Engineering	545,260	32,500
Contract Construction	762,000	1,325,000
Furniture Fixture	54,000	0
Equipment		
Information Technology	1,150,000	6,630,000
Vehicles CAP	0	1,000,000
<b>Total Expenditures</b>	<b>2,511,260</b>	<b>8,987,500</b>

**Five Year Division Summary**

	Carry-forward	FY 2022	FY 2023	FY 2024	FY 2025	FY 2026	Total
<b>REVENUE SOURCES</b>							
General Obligation Bonds	2,511,260	8,987,500	15,060,074	5,175,285	2,081,687	2,081,687	35,897,493
<b>Total Revenues</b>	<b>2,511,260</b>	<b>8,987,500</b>	<b>15,060,074</b>	<b>5,175,285</b>	<b>2,081,687</b>	<b>2,081,687</b>	<b>35,897,493</b>
<b>EXPENDITURE TYPES</b>							
Architecture and Engineering	545,260	32,500	0	937,000	0	0	1,514,760
Contract Construction	762,000	1,325,000	8,342,982	700,000	0	0	11,129,982
Furniture Fixture	54,000	0	0	731,162	0	0	785,162
Equipment							
Information Technology	1,150,000	6,630,000	6,717,092	2,807,123	2,081,687	2,081,687	21,467,589
Vehicles CAP	0	1,000,000	0	0	0	0	1,000,000
<b>Total Expenditures</b>	<b>2,511,260</b>	<b>8,987,500</b>	<b>15,060,074</b>	<b>5,175,285</b>	<b>2,081,687</b>	<b>2,081,687</b>	<b>35,897,493</b>

**Police Services - Summary by Project**

POLICE SERVICES • SUMMARY BY PROJECT

Reference Number	Project Number	Project Name	Carry-forward	FY 2022	FY 2023	FY 2024	FY 2025	FY 2026	Total
1	PD02010	Raines Station	0	0	0	887,000	0	0	887,000
2	PD02013	FY18 Police Academy Renovation	499,200	575,000	750,000	750,000	0	0	2,574,200
3	PD02016	New Mount Moriah Station	0	500,000	7,592,982	1,462,323	0	0	9,555,305
4	PD02018	Violent Crimes Unit Renovation	0	382,500	0	0	0	0	382,500
5	PD03010	Take-Home Car Program	0	1,000,000	0	0	0	0	1,000,000
6	PD04022	In-Car Video/GPS/BWC	600,000	300,000	1,417,092	2,075,962	2,081,687	2,081,687	8,556,428
7	PD04025	Radio System Upgrade	0	6,000,000	5,000,000	0	0	0	11,000,000
8	PD04029	Radio Maintenance Rehab Project	1,412,060	230,000	300,000	0	0	0	1,942,060
<b>Total All Projects</b>			<b>2,511,260</b>	<b>8,987,500</b>	<b>15,060,074</b>	<b>5,175,285</b>	<b>2,081,687</b>	<b>2,081,687</b>	<b>35,897,493</b>

**Project Reference No. 1**

**Project Name** Raines Station  
**Project Number** PD02010

**Project Description / Justification:**

This project is a full-service precinct that will replace the existing facility at 791 E. Raines. The existing patrol area for Raines Station will not be affected. This is a replacement for the building that was constructed in 1980 and is cost prohibitive to be renovated to today's standards and divisional needs. The building will provide a permanent facility for the Raines Station patrol area. A&E will begin in 2024.

**Operating Budget Impact:** None  
**Council District:** 6  
**Super District:** 8  
**Project Spend to Date:** \$0

	Carryforward	FY 2022	FY 2023	FY 2024	FY 2025	FY 2026	Total
<b>REVENUE SOURCES</b>							
General Obligation Bonds	0	0	0	887,000	0	0	887,000
<b>Total Revenues</b>	<b>0</b>	<b>0</b>	<b>0</b>	<b>887,000</b>	<b>0</b>	<b>0</b>	<b>887,000</b>
<b>EXPENDITURE TYPES</b>							
Architecture and Engineering	0	0	0	887,000	0	0	887,000
<b>Total Expenditures</b>	<b>0</b>	<b>0</b>	<b>0</b>	<b>887,000</b>	<b>0</b>	<b>0</b>	<b>887,000</b>

**Project Reference No. 2**

**Project Name** FY18 Police Academy Renovation  
**Project Number** PD02013

**Project Description / Justification:**

This project will continue to fund the renovation of the Memphis Police Training Academy, adding much needed updates and expansion of the existing facility. FY18 - Design; FY19 - Gymnasium Renovation; FY20 - Design Offices, FF&E, IT; FY21 - Gymnasium Renovation (Sprinkler); FY22: Additional Classrooms; FY23 - Office and Exterior Renovation, FF&E; FY24 - Additional Parking.

**Operating Budget Impact:** None  
**Council District:** 7  
**Super District:** 8  
**Project Spend to Date:** \$1,672,042

	Carryforward	FY 2022	FY 2023	FY 2024	FY 2025	FY 2026	Total
<b>REVENUE SOURCES</b>							
General Obligation Bonds	499,200	575,000	750,000	750,000	0	0	2,574,200
<b>Total Revenues</b>	<b>499,200</b>	<b>575,000</b>	<b>750,000</b>	<b>750,000</b>	<b>0</b>	<b>0</b>	<b>2,574,200</b>

**EXPENDITURE TYPES**

Architecture and Engineering	499,200	0	0	0	0	0	499,200
Contract Construction	0	575,000	625,000	625,000	0	0	1,825,000
Furniture Fixture Equipment	0	0	125,000	125,000	0	0	250,000
<b>Total Expenditures</b>	<b>499,200</b>	<b>575,000</b>	<b>750,000</b>	<b>750,000</b>	<b>0</b>	<b>0</b>	<b>2,574,200</b>

**Project Reference No. 3**

**Project Name** New Mount Moriah Station  
**Project Number** PD02016

**Project Description / Justification:**

This project will provide funds to replace the existing precinct at 2602 Mt. Moriah, which was built in 1980. After extensive renovation review, it was determined that it is more economically feasible to replace the building on the same site rather than renovate. The building will provide a permanent facility for the Mt. Moriah Patrol area.

**Operating Budget Impact:** None  
**Council District:** 3  
**Super District:** 8  
**Project Spend to Date:** \$0

	Carryforward	FY 2022	FY 2023	FY 2024	FY 2025	FY 2026	Total
<b>REVENUE SOURCES</b>							
General Obligation Bonds	0	500,000	7,592,982	1,462,323	0	0	9,555,305
<b>Total Revenues</b>	<b>0</b>	<b>500,000</b>	<b>7,592,982</b>	<b>1,462,323</b>	<b>0</b>	<b>0</b>	<b>9,555,305</b>
<b>EXPENDITURE TYPES</b>							
Contract Construction	0	500,000	7,592,982	0	0	0	8,092,982
Furniture Fixture	0	0	0	731,162	0	0	731,162
Equipment							
Information Technology	0	0	0	731,161	0	0	731,161
<b>Total Expenditures</b>	<b>0</b>	<b>500,000</b>	<b>7,592,982</b>	<b>1,462,323</b>	<b>0</b>	<b>0</b>	<b>9,555,305</b>

**Project Reference No. 4**

**Project Name** Violent Crimes Unit Renovation  
**Project Number** PD02018

**Project Description / Justification:**

This project will fund the renovation of the Violent Crimes Unit/CAT Building at 51 S. Flicker. The roof, lights, ceiling and HVAC system vents will be replaced, thereby eliminating mold and mildew leak issues and decreasing maintenance costs. The renovated facility will include fire monitoring and will have updated floors, walls, work surfaces, storage areas and restrooms, including a wheelchair-accessible restroom.

**Operating Budget Impact:** The project will have a positive impact on the operating budget due to lower maintenance costs (updated facilities, removal of mold and mildew, leak repairs).  
**Council District:** Various  
**Super District:** Various  
**Project Spend to Date:** \$0

	Carryforward	FY 2022	FY 2023	FY 2024	FY 2025	FY 2026	Total
<b>REVENUE SOURCES</b>							
General Obligation Bonds	0	382,500	0	0	0	0	382,500
<b>Total Revenues</b>	<b>0</b>	<b>382,500</b>	<b>0</b>	<b>0</b>	<b>0</b>	<b>0</b>	<b>382,500</b>
<b>EXPENDITURE TYPES</b>							
Architecture and Engineering	0	32,500	0	0	0	0	32,500
Contract Construction	0	250,000	0	0	0	0	250,000
Information Technology	0	100,000	0	0	0	0	100,000
<b>Total Expenditures</b>	<b>0</b>	<b>382,500</b>	<b>0</b>	<b>0</b>	<b>0</b>	<b>0</b>	<b>382,500</b>

**Project Reference No. 5**

**Project Name** Take-Home Car Program  
**Project Number** PD03010

**Project Description / Justification:**

Capital Acquisition specifically for Police Services to allow certain commissioned officers to take City Police vehicles home in an effort to deter crime by promoting a community police presence.

**Operating Budget Impact:** None  
**Council District:** Various  
**Super District:** Various  
**Project Spend to Date:** \$0

	Carryforward	FY 2022	FY 2023	FY 2024	FY 2025	FY 2026	Total
<b>REVENUE SOURCES</b>							
General Obligation Bonds	0	1,000,000	0	0	0	0	1,000,000
<b>Total Revenues</b>	<b>0</b>	<b>1,000,000</b>	<b>0</b>	<b>0</b>	<b>0</b>	<b>0</b>	<b>1,000,000</b>
<b>EXPENDITURE TYPES</b>							
Vehicles CAP	0	1,000,000	0	0	0	0	1,000,000
<b>Total Expenditures</b>	<b>0</b>	<b>1,000,000</b>	<b>0</b>	<b>0</b>	<b>0</b>	<b>0</b>	<b>1,000,000</b>

**Project Reference No. 6**

**Project Name** In-Car Video/GPS/BWC  
**Project Number** PD04022

**Project Description / Justification:**

This project provides funding to purchase mobile in-car video cameras with GPS Tracking devices for new vehicles that will be received in FY22 and to provide body worn cameras for Police personnel. This is an ongoing project that may have some costs each fiscal year.

**Operating Budget Impact:** Cloud storage fees, license and service fees, and marketing fees are covered under the operating budget.

**Council District:** Various

**Super District:** Various

**Project Spend to Date:** \$9,561,041

	Carryforward	FY 2022	FY 2023	FY 2024	FY 2025	FY 2026	Total
<b>REVENUE SOURCES</b>							
General Obligation Bonds	600,000	300,000	1,417,092	2,075,962	2,081,687	2,081,687	8,556,428
<b>Total Revenues</b>	<b>600,000</b>	<b>300,000</b>	<b>1,417,092</b>	<b>2,075,962</b>	<b>2,081,687</b>	<b>2,081,687</b>	<b>8,556,428</b>
<b>EXPENDITURE TYPES</b>							
Information Technology	600,000	300,000	1,417,092	2,075,962	2,081,687	2,081,687	8,556,428
<b>Total Expenditures</b>	<b>600,000</b>	<b>300,000</b>	<b>1,417,092</b>	<b>2,075,962</b>	<b>2,081,687</b>	<b>2,081,687</b>	<b>8,556,428</b>



**Project Reference No. 7**

**Project Name** Radio System Upgrade  
**Project Number** PD04025

**Project Description / Justification:**

This project will fund the final phase of the replacement of the City of Memphis radio system. The current radio system reached its end-of-life cycle for parts and service on December 31, 2018. This will replace the old system with a new radio system that is compatible with P25 technology. Cost responsibility is split 51%/49% for the City and County, respectively. The figures below apply to the City only.

**Operating Budget Impact:** None  
**Council District:** Various  
**Super District:** Various  
**Project Spend to Date:** \$20,800,830

	Carryforward	FY 2022	FY 2023	FY 2024	FY 2025	FY 2026	Total
<b>REVENUE SOURCES</b>							
General Obligation Bonds	0	6,000,000	5,000,000	0	0	0	11,000,000
<b>Total Revenues</b>	<b>0</b>	<b>6,000,000</b>	<b>5,000,000</b>	<b>0</b>	<b>0</b>	<b>0</b>	<b>11,000,000</b>
<b>EXPENDITURE TYPES</b>							
Information Technology	0	6,000,000	5,000,000	0	0	0	11,000,000
<b>Total Expenditures</b>	<b>0</b>	<b>6,000,000</b>	<b>5,000,000</b>	<b>0</b>	<b>0</b>	<b>0</b>	<b>11,000,000</b>

**Project Reference No. 8**

**Project Name** Radio Maintenance Rehab Project  
**Project Number** PD04029

**Project Description / Justification:**

This project will rehabilitate the current City Radio Maintenance garage and office space. It will provide taller garage bay doors to service the larger fire vehicles, a separate women's restroom, HVAC for the garage bay, updated work surfaces for employees, and updated storage areas.

**Operating Budget Impact:** None  
**Council District:** Various  
**Super District:** Various  
**Project Spend to Date:** \$63,966

	Carryforward	FY 2022	FY 2023	FY 2024	FY 2025	FY 2026	Total
<b>REVENUE SOURCES</b>							
General Obligation Bonds	1,412,060	230,000	300,000	0	0	0	1,942,060
<b>Total Revenues</b>	<b>1,412,060</b>	<b>230,000</b>	<b>300,000</b>	<b>0</b>	<b>0</b>	<b>0</b>	<b>1,942,060</b>

<b>EXPENDITURE TYPES</b>							
Architecture and Engineering	46,060	0	0	0	0	0	46,060
Contract Construction	762,000	0	0	0	0	0	762,000
Furniture Fixture Equipment	54,000	0	0	0	0	0	54,000
Information Technology	550,000	230,000	300,000	0	0	0	1,080,000
<b>Total Expenditures</b>	<b>1,412,060</b>	<b>230,000</b>	<b>300,000</b>	<b>0</b>	<b>0</b>	<b>0</b>	<b>1,942,060</b>

**Current Year Division Summary**

	Carry- forward	FY 2022
<b>REVENUE SOURCES</b>		
Federal Grants CIP	54,002,617	172,000
General Obligation Bonds	7,881,575	19,240,000
Local Other CIP	538,450	0
Operating Transfers In	0	2,600,000
<b>Total Revenues</b>	<b>62,422,642</b>	<b>22,012,000</b>

<b>EXPENDITURE TYPES</b>		
Architecture and Engineering	18,208,450	300,000
Contract Construction	38,997,069	21,712,000
Land Acquisition	5,217,123	0
<b>Total Expenditures</b>	<b>62,422,642</b>	<b>22,012,000</b>

**Five Year Division Summary**

	Carry- forward	FY 2022	FY 2023	FY 2024	FY 2025	FY 2026	Total
<b>REVENUE SOURCES</b>							
Federal Grants CIP	54,002,617	172,000	5,600,000	0	0	0	59,774,617
General Obligation Bonds	7,881,575	19,240,000	23,200,000	21,800,000	21,800,000	21,800,000	115,721,575
Local Other CIP	538,450	0	0	0	0	0	538,450
Operating Transfers In	0	2,600,000	0	0	0	0	2,600,000
<b>Total Revenues</b>	<b>62,422,642</b>	<b>22,012,000</b>	<b>28,800,000</b>	<b>21,800,000</b>	<b>21,800,000</b>	<b>21,800,000</b>	<b>178,634,642</b>

<b>EXPENDITURE TYPES</b>							
Architecture and Engineering	18,208,450	300,000	300,000	300,000	300,000	300,000	19,708,450
Contract Construction	38,997,069	21,712,000	28,500,000	21,500,000	21,500,000	21,500,000	153,709,069
Land Acquisition	5,217,123	0	0	0	0	0	5,217,123
<b>Total Expenditures</b>	<b>62,422,642</b>	<b>22,012,000</b>	<b>28,800,000</b>	<b>21,800,000</b>	<b>21,800,000</b>	<b>21,800,000</b>	<b>178,634,642</b>

Public Works - Summary by Project

PUBLIC WORKS • SUMMARY BY PROJECT

Reference Number	Project Number	Project Name	Carry-forward	FY 2022	FY 2023	FY 2024	FY 2025	FY 2026	Total
1	PW22100	FY22 Asphalt Paving Coverline	0	19,500,000	19,500,000	19,500,000	19,500,000	19,500,000	97,500,000
2	PW22200	FY22 Sidewalks Coverline	0	500,000	500,000	500,000	500,000	500,000	2,500,000
3	PW22300	FY22 ADA Curb Ramp Coverline	0	1,000,000	1,000,000	1,000,000	1,000,000	1,000,000	5,000,000
4	PW22400	FY22 Bridge Repair Coverline	0	800,000	800,000	800,000	800,000	800,000	4,000,000
5	PW01290	Channel Avenue Repaving	0	212,000	7,000,000	0	0	0	7,212,000
6	PW01023	Second/I-40/Cedar	20,822,450	0	0	0	0	0	20,822,450
7	PW01025	Winchester/Perkins	1,265,000	0	0	0	0	0	1,265,000
8	PW01056	Holmes-Millbranch to East	14,834,363	0	0	0	0	0	14,834,363
9	PW01064	Elvis Presley/Shelby/Winch	6,691,492	0	0	0	0	0	6,691,492
10	PW01179	Holmes Rd East	14,612,760	0	0	0	0	0	14,612,760
11	PW01277	Malone-Lamar Poplar-Front to Bellevue	4,196,577	0	0	0	0	0	4,196,577
<b>Total All Projects</b>			<b>62,422,642</b>	<b>22,012,000</b>	<b>28,800,000</b>	<b>21,800,000</b>	<b>21,800,000</b>	<b>21,800,000</b>	<b>178,634,642</b>

**Project Reference No. 1**

**Project Name** FY22 Asphalt/Paving Coverline  
**Project Number** PW22100

**Project Description / Justification:**

This project funds the Asphalt and Paving activities performed or contracted by the City. The purpose of projects in this category is to preserve existing infrastructure and other assets. This category includes major maintenance to existing assets and planned major repairs. Assets that have shown normal deterioration and/or damage will be revamped to conditions that meet or exceed current requirements or upgrade features/functions at an existing facility (including IT).

**Operating Budget Impact:** None  
**Council District:** Various  
**Super District:** Various  
**Project Spend to Date:** N/A

	Carryforward	FY 2022	FY 2023	FY 2024	FY 2025	FY 2026	Total
<b>REVENUE SOURCES</b>							
General Obligation Bonds	0	16,900,000	19,500,000	19,500,000	19,500,000	19,500,000	94,900,000
Operating Transfers In	0	2,600,000	0	0	0	0	2,600,000
<b>Total Revenues</b>	<b>0</b>	<b>19,500,000</b>	<b>19,500,000</b>	<b>19,500,000</b>	<b>19,500,000</b>	<b>19,500,000</b>	<b>97,500,000</b>
<b>EXPENDITURE TYPES</b>							
Architecture and Engineering	0	300,000	300,000	300,000	300,000	300,000	1,500,000
Contract Construction	0	19,200,000	19,200,000	19,200,000	19,200,000	19,200,000	96,000,000
<b>Total Expenditures</b>	<b>0</b>	<b>19,500,000</b>	<b>19,500,000</b>	<b>19,500,000</b>	<b>19,500,000</b>	<b>19,500,000</b>	<b>97,500,000</b>

**Project Reference No. 2**

**Project Name** FY22 Sidewalks Coverline  
**Project Number** PW22200

**Project Description / Justification:**

This project will provide funding for the replacement of sidewalks when property owners have not complied with sidewalk repair notices for public sidewalks adjacent to City properties. In order to reimburse the City, property owners will have an assessment added to their property taxes.

**Operating Budget Impact:** None  
**Council District:** Various  
**Super District:** Various  
**Project Spend to Date:** N/A

	Carryforward	FY 2022	FY 2023	FY 2024	FY 2025	FY 2026	Total
<b>REVENUE SOURCES</b>							
General Obligation Bonds	0	500,000	500,000	500,000	500,000	500,000	2,500,000
<b>Total Revenues</b>	<b>0</b>	<b>500,000</b>	<b>500,000</b>	<b>500,000</b>	<b>500,000</b>	<b>500,000</b>	<b>2,500,000</b>
<b>EXPENDITURE TYPES</b>							
Contract Construction	0	500,000	500,000	500,000	500,000	500,000	2,500,000
<b>Total Expenditures</b>	<b>0</b>	<b>500,000</b>	<b>500,000</b>	<b>500,000</b>	<b>500,000</b>	<b>500,000</b>	<b>2,500,000</b>

**Project Reference No. 3**

**Project Name** FY22 ADA Curb Ramp Coverline  
**Project Number** PW22300

**Project Description / Justification:**

This project is for the installation of curb ramps on corners at intersections throughout the City as required by the Americans with Disabilities Act (ADA).

**Operating Budget Impact:** None  
**Council District:** Various  
**Super District:** Various  
**Project Spend to Date:** N/A

	Carryforward	FY 2022	FY 2023	FY 2024	FY 2025	FY 2026	Total
<b>REVENUE SOURCES</b>							
General Obligation Bonds	0	1,000,000	1,000,000	1,000,000	1,000,000	1,000,000	5,000,000
<b>Total Revenues</b>	<b>0</b>	<b>1,000,000</b>	<b>1,000,000</b>	<b>1,000,000</b>	<b>1,000,000</b>	<b>1,000,000</b>	<b>5,000,000</b>
<b>EXPENDITURE TYPES</b>							
Contract Construction	0	1,000,000	1,000,000	1,000,000	1,000,000	1,000,000	5,000,000
<b>Total Expenditures</b>	<b>0</b>	<b>1,000,000</b>	<b>1,000,000</b>	<b>1,000,000</b>	<b>1,000,000</b>	<b>1,000,000</b>	<b>5,000,000</b>

**Project Reference No. 4**

**Project Name** FY22 Bridge Repair Coverline  
**Project Number** PW22400

**Project Description / Justification:**

This project is for the rehabilitation of active bridges that have received a poor rating from the State.

**Operating Budget Impact:** None  
**Council District:** Various  
**Super District:** Various  
**Project Spend to Date:** N/A

	Carryforward	FY 2022	FY 2023	FY 2024	FY 2025	FY 2026	Total
<b>REVENUE SOURCES</b>							
General Obligation Bonds	0	800,000	800,000	800,000	800,000	800,000	4,000,000
<b>Total Revenues</b>	<b>0</b>	<b>800,000</b>	<b>800,000</b>	<b>800,000</b>	<b>800,000</b>	<b>800,000</b>	<b>4,000,000</b>
<b>EXPENDITURE TYPES</b>							
Contract Construction	0	800,000	800,000	800,000	800,000	800,000	4,000,000
<b>Total Expenditures</b>	<b>0</b>	<b>800,000</b>	<b>800,000</b>	<b>800,000</b>	<b>800,000</b>	<b>800,000</b>	<b>4,000,000</b>



**Project Reference No. 5**

**Project Name** Channel Avenue Repaving  
**Project Number** PW01290

**Project Description / Justification:**

This project will complete full-depth repairs and resurfacing on President Island's Channel Avenue.

**Operating Budget Impact:** None  
**Council District:** 6  
**Super District:** 8  
**Project Spend to Date:** \$0

	Carryforward	FY 2022	FY 2023	FY 2024	FY 2025	FY 2026	Total
<b>REVENUE SOURCES</b>							
Federal Grants CIP	0	172,000	5,600,000	0	0	0	5,772,000
General Obligation Bonds	0	40,000	1,400,000	0	0	0	1,440,000
<b>Total Revenues</b>	<b>0</b>	<b>212,000</b>	<b>7,000,000</b>	<b>0</b>	<b>0</b>	<b>0</b>	<b>7,212,000</b>
<b>EXPENDITURE TYPES</b>							
Architecture and Engineering	0	212,000	0	0	0	0	212,000
Contract Construction	0	0	7,000,000	0	0	0	7,000,000
<b>Total Expenditures</b>	<b>0</b>	<b>212,000</b>	<b>7,000,000</b>	<b>0</b>	<b>0</b>	<b>0</b>	<b>7,212,000</b>

**Project Reference No. 6**

**Project Name** Second/I-40/Cedar  
**Project Number** PW01023

**Project Description / Justification:**

This project provides funds for the widening and extension of Second Street from I-40 to N. Thomas to four lanes with a median, supplying much needed access into downtown from both the north and I-69. The Uptown TIF is providing \$2.0M in "Local Other Funding".

**Operating Budget Impact:** None  
**Council District:** 7  
**Super District:** 8  
**Project Spend to Date:** \$200,000

	Carryforward	FY 2022	FY 2023	FY 2024	FY 2025	FY 2026	Total
<b>REVENUE SOURCES</b>							
Federal Grants CIP	19,064,000	0	0	0	0	0	19,064,000
General Obligation Bonds	1,220,000	0	0	0	0	0	1,220,000
Local Other CIP	538,450	0	0	0	0	0	538,450
<b>Total Revenues</b>	<b>20,822,450</b>	<b>0</b>	<b>0</b>	<b>0</b>	<b>0</b>	<b>0</b>	<b>20,822,450</b>

<b>EXPENDITURE TYPES</b>							
Architecture and Engineering	16,242,450	0	0	0	0	0	16,242,450
Contract Construction	4,580,000	0	0	0	0	0	4,580,000
<b>Total Expenditures</b>	<b>20,822,450</b>	<b>0</b>	<b>0</b>	<b>0</b>	<b>0</b>	<b>0</b>	<b>20,822,450</b>

**Project Reference No. 7**

**Project Name** Winchester/Perkins  
**Project Number** PW01025

**Project Description / Justification:**

This project provides funds for the replacement of the Perkins Road overpass over Winchester Road and the reconfiguration of the interchange to a single-point urban interchange. The project will greatly increase safety and capacity at this interchange. It will allow Winchester Road to be widened to three lanes of traffic in each direction as well as provide turn lanes for turning vehicles.

**Operating Budget Impact:** None  
**Council District:** 3  
**Super District:** 8  
**Project Spend to Date:** \$700,785

	Carryforward	FY 2022	FY 2023	FY 2024	FY 2025	FY 2026	Total
<b>REVENUE SOURCES</b>							
Federal Grants CIP	1,011,000	0	0	0	0	0	1,011,000
General Obligation Bonds	254,000	0	0	0	0	0	254,000
<b>Total Revenues</b>	<b>1,265,000</b>	<b>0</b>	<b>0</b>	<b>0</b>	<b>0</b>	<b>0</b>	<b>1,265,000</b>
<b>EXPENDITURE TYPES</b>							
Land Acquisition	1,265,000	0	0	0	0	0	1,265,000
<b>Total Expenditures</b>	<b>1,265,000</b>	<b>0</b>	<b>0</b>	<b>0</b>	<b>0</b>	<b>0</b>	<b>1,265,000</b>

**Project Reference No. 8**

**Project Name** Holmes-Millbranch to East  
**Project Number** PW01056

**Project Description / Justification:**

This project will widen and improve Holmes Road from Millbranch Road to east of Tchulahoma Road. The funds for this project are being carried forward in accordance with the schedule for federal grant projects. This project should be completed by August 2022.

**Operating Budget Impact:** None  
**Council District:** 3  
**Super District:** 8  
**Project Spend to Date:** \$872,852

	Carryforward	FY 2022	FY 2023	FY 2024	FY 2025	FY 2026	Total
<b>REVENUE SOURCES</b>							
Federal Grants CIP	11,909,280	0	0	0	0	0	11,909,280
General Obligation Bonds	2,925,083	0	0	0	0	0	2,925,083
<b>Total Revenues</b>	<b>14,834,363</b>	<b>0</b>	<b>0</b>	<b>0</b>	<b>0</b>	<b>0</b>	<b>14,834,363</b>

<b>EXPENDITURE TYPES</b>							
Architecture and Engineering	1,301,000	0	0	0	0	0	1,301,000
Contract Construction	11,697,000	0	0	0	0	0	11,697,000
Land Acquisition	1,836,363	0	0	0	0	0	1,836,363
<b>Total Expenditures</b>	<b>14,834,363</b>	<b>0</b>	<b>0</b>	<b>0</b>	<b>0</b>	<b>0</b>	<b>14,834,363</b>

**Project Reference No. 9**

**Project Name** Elvis Presley/Shelby/Winchester  
**Project Number** PW01064

**Project Description / Justification:**

This project includes improvements to the Elvis Presley Boulevard Corridor from Shelby Drive to Brooks Road. Construction will be accomplished in several phases: 1) Construct a six-lane heavily landscaped roadway adjacent to Graceland, which includes a median, wide outside lanes for bikes and a bus stop turn-out lane; 2) From Craft to Winchester, widen from four to six lanes with a median. The other two segments will have the same existing lineage, but the entire project will have improved ped/bike/bus stop and landscaping. The funds for this project are being carried forward in accordance with the schedule for federal grant projects. This project should be completed by June 2025.

**Operating Budget Impact:** None  
**Council District:** 3  
**Super District:** 8  
**Project Spend to Date:** \$18,705,359

	Carryforward	FY 2022	FY 2023	FY 2024	FY 2025	FY 2026	Total
<b>REVENUE SOURCES</b>							
Federal Grants CIP	5,500,000	0	0	0	0	0	5,500,000
General Obligation Bonds	1,191,492	0	0	0	0	0	1,191,492
<b>Total Revenues</b>	<b>6,691,492</b>	<b>0</b>	<b>0</b>	<b>0</b>	<b>0</b>	<b>0</b>	<b>6,691,492</b>
<b>EXPENDITURE TYPES</b>							
Contract Construction	6,691,492	0	0	0	0	0	6,691,492
<b>Total Expenditures</b>	<b>6,691,492</b>	<b>0</b>	<b>0</b>	<b>0</b>	<b>0</b>	<b>0</b>	<b>6,691,492</b>

**Project Reference No. 10**

**Project Name** Holmes Road East Malone-Lamar  
**Project Number** PW01179

**Project Description / Justification:**

This project will widen and improve Holmes Road between Malone Road and Lamar Avenue. The funds for this project are being carried forward to accommodate the design and construction schedule of large-scale infrastructure projects. This project should be completed by August 2022.

**Operating Budget Impact:** None  
**Council District:** 3  
**Super District:** 8  
**Project Spend to Date:** \$1,170,799

	Carryforward	FY 2022	FY 2023	FY 2024	FY 2025	FY 2026	Total
<b>REVENUE SOURCES</b>							
Federal Grants CIP	12,321,760	0	0	0	0	0	12,321,760
General Obligation Bonds	2,291,000	0	0	0	0	0	2,291,000
<b>Total Revenues</b>	<b>14,612,760</b>	<b>0</b>	<b>0</b>	<b>0</b>	<b>0</b>	<b>0</b>	<b>14,612,760</b>

<b>EXPENDITURE TYPES</b>							
Architecture and Engineering	665,000	0	0	0	0	0	665,000
Contract Construction	11,832,000	0	0	0	0	0	11,832,000
Land Acquisition	2,115,760	0	0	0	0	0	2,115,760
<b>Total Expenditures</b>	<b>14,612,760</b>	<b>0</b>	<b>0</b>	<b>0</b>	<b>0</b>	<b>0</b>	<b>14,612,760</b>

**Project Reference No. 11**

**Project Name** Poplar-Front to Bellevue  
**Project Number** PW01277

**Project Description / Justification:**

This project will provide funds to reduce Poplar from six-to-seven lanes to five lanes and include bicycle lanes, traffic signal modernization, transit and pedestrian improvements, and access management. The funds for this project are being carried forward in accordance with the schedule for federal grant projects. This project should be completed by December 2025.

**Operating Budget Impact:** None  
**Council District:** Various  
**Super District:** 8  
**Project Spend to Date:** \$263

	Carryforward	FY 2022	FY 2023	FY 2024	FY 2025	FY 2026	Total
<b>REVENUE SOURCES</b>							
Federal Grants CIP	4,196,577	0	0	0	0	7,254,551	11,451,128
General Obligation Bonds	0	0	0	0	0	1,813,638	1,813,638
<b>Total Revenues</b>	<b>4,196,577</b>	<b>0</b>	<b>0</b>	<b>0</b>	<b>0</b>	<b>9,068,189</b>	<b>13,264,766</b>
<b>EXPENDITURE TYPES</b>							
Contract Construction	4,196,577	0	0	0	0	9,068,189	13,264,766
<b>Total Expenditures</b>	<b>4,196,577</b>	<b>0</b>	<b>0</b>	<b>0</b>	<b>0</b>	<b>9,068,189</b>	<b>13,264,766</b>





**Current Year Division Summary**

	Carry- forward	FY 2022
<b>REVENUE SOURCES</b>		
Capital Pay-Go	169,357,667	71,000,000
Sewer Revenue Bonds	20,000,000	50,000,000
<b>Total Revenues</b>	<b>189,357,667</b>	<b>121,000,000</b>
<b>EXPENDITURE TYPES</b>		
Architecture and Engineering	62,969,001	65,700,000
Contract Construction	124,098,855	53,900,000
Furniture Fixture Equipment	1,000,000	0
Information Technology	450,000	0
Land Acquisition	839,811	1,150,000
Land Development	0	250,000
<b>Total Expenditures</b>	<b>189,357,667</b>	<b>121,000,000</b>

SEWER FUND • DIVISION SUMMARY

**Five Year Division Summary**

	Carry- forward	FY 2022	FY 2023	FY 2024	FY 2025	FY 2026	Total
<b>REVENUE SOURCES</b>							
Capital Pay-Go	169,357,667	71,000,000	51,500,000	43,500,000	40,500,000	40,500,000	416,357,667
Sewer Revenue Bonds	20,000,000	50,000,000	50,000,000	50,000,000	30,000,000	30,000,000	230,000,000
<b>Total Revenues</b>	<b>189,357,667</b>	<b>121,000,000</b>	<b>101,500,000</b>	<b>93,500,000</b>	<b>70,500,000</b>	<b>70,500,000</b>	<b>646,357,667</b>
<b>EXPENDITURE TYPES</b>							
Architecture and Engineering	62,969,001	65,700,000	62,000,000	63,000,000	41,000,000	46,000,000	340,669,001
Contract Construction	124,098,855	53,900,000	39,500,000	30,500,000	29,500,000	24,500,000	301,998,855
Furniture Fixture Equipment	1,000,000	0	0	0	0	0	1,000,000
Information Technology	450,000	0	0	0	0	0	450,000
Land Acquisition	839,811	1,150,000	0	0	0	0	1,989,811
Land Development	0	250,000	0	0	0	0	250,000
<b>Total Expenditures</b>	<b>189,357,667</b>	<b>121,000,000</b>	<b>101,500,000</b>	<b>93,500,000</b>	<b>70,500,000</b>	<b>70,500,000</b>	<b>646,357,667</b>

Sewer Fund - Summary by Project

SEWER FUND • SUMMARY BY PROJECT

Reference Number	Project Number	Project Name	Carry-forward	FY 2022	FY 2023	FY 2024	FY 2025	FY 2026	Total
1	SW22100	FY22 Misc Sub Outfalls Coverline	0	5,000,000	0	0	0	0	5,000,000
2	SW22200	FY22 Rehab Existing Coverline	0	10,000,000	0	0	0	0	10,000,000
3	SW22300	FY22 Svc Unsewered Coverline	0	1,000,000	0	0	0	0	1,000,000
4	SW02006	Sludge Disp/Earth Complex	20,700,000	2,000,000	500,000	500,000	500,000	500,000	24,700,000
5	SW02011	Covered Anaerobic Lagoon	35,800,000	5,000,000	5,000,000	0	0	0	45,800,000
6	SW02033	South Plant Expansion	38,010,800	8,000,000	6,000,000	3,000,000	0	0	55,010,800
7	SW04007	Environmental Maint Relocation	1,839,811	0	0	0	0	0	1,839,811
8	SW04009	Stiles Plant Modification	22,673,905	15,000,000	15,000,000	15,000,000	15,000,000	15,000,000	97,673,905
9	SW04011	Stiles WWTF Biosolids Upgrades	39,000,000	25,000,000	25,000,000	25,000,000	25,000,000	25,000,000	164,000,000
10	SW05001	Sewer Assessment and Rehab	31,333,151	50,000,000	50,000,000	50,000,000	30,000,000	30,000,000	241,333,151
<b>Total All Projects</b>			<b>189,357,667</b>	<b>121,000,000</b>	<b>101,500,000</b>	<b>93,500,000</b>	<b>70,500,000</b>	<b>70,500,000</b>	<b>646,357,667</b>

**Project Reference No. 1**

**Project Name** FY22 Misc Subdivisions Outfalls Coverline  
**Project Number** SW22100

**Project Description / Justification:**

This project provides funds to connect new subdivisions to the City's sewer system. FY22 will be funded by Capital Pay-Go Sewer.

**Operating Budget Impact:** None  
**Council District:** Various  
**Super District:** Various  
**Project Spend to Date:** N/A

	Carryforward	FY 2022	FY 2023	FY 2024	FY 2025	FY 2026	Total
<b>REVENUE SOURCES</b>							
Capital Pay-Go	0	5,000,000	0	0	0	0	5,000,000
<b>Total Revenues</b>	<b>0</b>	<b>5,000,000</b>	<b>0</b>	<b>0</b>	<b>0</b>	<b>0</b>	<b>5,000,000</b>
<b>EXPENDITURE TYPES</b>							
Architecture and Engineering	0	750,000	0	0	0	0	750,000
Contract Construction	0	3,500,000	0	0	0	0	3,500,000
Land Acquisition	0	500,000	0	0	0	0	500,000
Land Development	0	250,000	0	0	0	0	250,000
<b>Total Expenditures</b>	<b>0</b>	<b>5,000,000</b>	<b>0</b>	<b>0</b>	<b>0</b>	<b>0</b>	<b>5,000,000</b>

**Project Reference No. 2**

**Project Name** FY22 Rehab Existing Coverline  
**Project Number** SW22200

**Project Description / Justification:**

This project provides funds for the repair, rehabilitation or replacement of portions of the existing sewer collection and treatment system as needed. FY22 will be funded by Capital Pay-Go Sewer.

**Operating Budget Impact:** None  
**Council District:** Various  
**Super District:** Various  
**Project Spend to Date:** N/A

	Carryforward	FY 2022	FY 2023	FY 2024	FY 2025	FY 2026	Total
<b>REVENUE SOURCES</b>							
Capital Pay-Go	0	10,000,000	0	0	0	0	10,000,000
<b>Total Revenues</b>	<b>0</b>	<b>10,000,000</b>	<b>0</b>	<b>0</b>	<b>0</b>	<b>0</b>	<b>10,000,000</b>
<b>EXPENDITURE TYPES</b>							
Architecture and Engineering	0	250,000	0	0	0	0	250,000
Contract Construction	0	9,500,000	0	0	0	0	9,500,000
Land Acquisition	0	250,000	0	0	0	0	250,000
<b>Total Expenditures</b>	<b>0</b>	<b>10,000,000</b>	<b>0</b>	<b>0</b>	<b>0</b>	<b>0</b>	<b>10,000,000</b>

**Project Reference No. 3**

**Project Name** FY22 Service Unsewered Coverline

**Project Number** SW22300

**Project Description / Justification:**

This project provides funds for extending sewer service to areas of the City that do not presently have sewers. The City pays the total cost of the projects. FY22 will be funded by Capital Pay-Go Sewer.

**Operating Budget Impact:** None

**Council District:** Various

**Super District:** Various

**Project Spend to Date:** N/A

	Carryforward	FY 2022	FY 2023	FY 2024	FY 2025	FY 2026	Total
<b>REVENUE SOURCES</b>							
Capital Pay-Go	0	1,000,000	0	0	0	0	1,000,000
<b>Total Revenues</b>	<b>0</b>	<b>1,000,000</b>	<b>0</b>	<b>0</b>	<b>0</b>	<b>0</b>	<b>1,000,000</b>
<b>EXPENDITURE TYPES</b>							
Architecture and Engineering	0	200,000	0	0	0	0	200,000
Contract Construction	0	650,000	0	0	0	0	650,000
Land Acquisition	0	150,000	0	0	0	0	150,000
<b>Total Expenditures</b>	<b>0</b>	<b>1,000,000</b>	<b>0</b>	<b>0</b>	<b>0</b>	<b>0</b>	<b>1,000,000</b>

**Project Reference No. 4**

**Project Name**                      Sludge Disposal/Earth Complex  
**Project Number**                      SW02006

**Project Description / Justification:**

This project provides funds for sludge disposal equipment and support facilities to prepare sludge for disposal at the Earth Complex and/or the Maxson Wastewater Treatment Plant. Any reprogrammed dollars to be used for Architecture & Engineering, Land Acquisition, and Construction for FY22 will be funded by Capital Pay-Go Sewer. FY22 will be funded by Capital Pay-Go Sewer and a Water Infrastructure Financing and Innovation Act (WIFIA) loan.

**Operating Budget Impact:**        None  
**Council District:**                      6  
**Super District:**                        8  
**Project Spend to Date:**              \$77,519

	Carryforward	FY 2022	FY 2023	FY 2024	FY 2025	FY 2026	Total
<b>REVENUE SOURCES</b>							
Capital Pay-Go	20,700,000	2,000,000	500,000	500,000	500,000	500,000	24,700,000
<b>Total Revenues</b>	<b>20,700,000</b>	<b>2,000,000</b>	<b>500,000</b>	<b>500,000</b>	<b>500,000</b>	<b>500,000</b>	<b>24,700,000</b>
<b>EXPENDITURE TYPES</b>							
Architecture and Engineering	388,975	0	0	0	0	0	388,975
Contract Construction	20,311,025	2,000,000	500,000	500,000	500,000	500,000	24,311,025
<b>Total Expenditures</b>	<b>20,700,000</b>	<b>2,000,000</b>	<b>500,000</b>	<b>500,000</b>	<b>500,000</b>	<b>500,000</b>	<b>24,700,000</b>

**Project Reference No. 5**

**Project Name** Covered Anaerobic Lagoon  
**Project Number** SW02011

**Project Description / Justification:**

This project is for covering the remaining anaerobic sludge lagoons at wastewater treatment plants, expanding/renovating the existing dewatering/sludge handling/processing facilities and upgrading the maintenance facilities. These upgrades are in response to Federal/State mandates. Any reprogrammed dollars to be used for Architecture & Engineering, Land Acquisition, and Construction for FY22 will be funded by Capital Pay-Go Sewer. FY22 will be funded by Capital Pay-Go Sewer and a Water Infrastructure Financing and Innovation Act (WIFIA) loan.

**Operating Budget Impact:** None  
**Council District:** N/A  
**Super District:** N/A  
**Project Spend to Date:** \$17,248,161

	Carryforward	FY 2022	FY 2023	FY 2024	FY 2025	FY 2026	Total
<b>REVENUE SOURCES</b>							
Capital Pay-Go	35,800,000	5,000,000	5,000,000	0	0	0	45,800,000
<b>Total Revenues</b>	<b>35,800,000</b>	<b>5,000,000</b>	<b>5,000,000</b>	<b>0</b>	<b>0</b>	<b>0</b>	<b>45,800,000</b>
<b>EXPENDITURE TYPES</b>							
Architecture and Engineering	2,099,530	0	0	0	0	0	2,099,530
Contract Construction	33,700,470	5,000,000	5,000,000	0	0	0	43,700,470
<b>Total Expenditures</b>	<b>35,800,000</b>	<b>5,000,000</b>	<b>5,000,000</b>	<b>0</b>	<b>0</b>	<b>0</b>	<b>45,800,000</b>

**Project Reference No. 6**

**Project Name** South Plant Expansion  
**Project Number** SW02033

**Project Description / Justification:**

This project provides funds for the construction of additional primary clarifiers, blowers, ABF Towers, final clarifiers, screens, and additional ancillary structures/facilities as needed to meet Federal and State requirements. Any reprogrammed dollars to be used for Architecture & Engineering or Construction for FY22 will be funded by Capital Pay-Go Sewer. FY22 will be funded by Capital Pay-Go Sewer, Tennessee State Revolving Loan Fund and Water Infrastructure Finance and Innovation Act (WIFIA) program funds. Estimated completion date is FY24.

**Operating Budget Impact:** None  
**Council District:** 6  
**Super District:** 8  
**Project Spend to Date:** \$94,121,399

	Carryforward	FY 2022	FY 2023	FY 2024	FY 2025	FY 2026	Total
<b>REVENUE SOURCES</b>							
Capital Pay-Go	38,010,800	8,000,000	6,000,000	3,000,000	0	0	55,010,800
<b>Total Revenues</b>	<b>38,010,800</b>	<b>8,000,000</b>	<b>6,000,000</b>	<b>3,000,000</b>	<b>0</b>	<b>0</b>	<b>55,010,800</b>
<b>EXPENDITURE TYPES</b>							
Architecture and Engineering	29,047,345	7,000,000	5,000,000	2,000,000	0	0	43,047,345
Contract Construction	7,913,455	1,000,000	1,000,000	1,000,000	0	0	10,913,455
Furniture Fixture Equipment	600,000	0	0	0	0	0	600,000
Information Technology	450,000	0	0	0	0	0	450,000
<b>Total Expenditures</b>	<b>38,010,800</b>	<b>8,000,000</b>	<b>6,000,000</b>	<b>3,000,000</b>	<b>0</b>	<b>0</b>	<b>55,010,800</b>



**Project Reference No. 7**

**Project Name** Environmental Maintenance Relocation  
**Project Number** SW04007

**Project Description / Justification:**

This project carries forward the FY21 allocation of funds to relocate the Environmental Maintenance service center and its ancillary operations. Any reprogrammed dollars to be used for Architecture & Engineering, Land Acquisition, FF&E, IT, and Construction in FY22 will be funded by Capital Pay-Go Sewer.

**Operating Budget Impact:** None  
**Council District:** Various  
**Super District:** Various  
**Project Spend to Date:** \$3,440,204

	Carryforward	FY 2022	FY 2023	FY 2024	FY 2025	FY 2026	Total
<b>REVENUE SOURCES</b>							
Capital Pay-Go	1,839,811	0	0	0	0	0	1,839,811
<b>Total Revenues</b>	<b>1,839,811</b>	<b>0</b>	<b>0</b>	<b>0</b>	<b>0</b>	<b>0</b>	<b>1,839,811</b>
<b>EXPENDITURE TYPES</b>							
Architecture and Engineering	1,000,000	0	0	0	0	0	1,000,000
Land Acquisition	839,811	0	0	0	0	0	839,811
<b>Total Expenditures</b>	<b>1,839,811</b>	<b>0</b>	<b>0</b>	<b>0</b>	<b>0</b>	<b>0</b>	<b>1,839,811</b>

**Project Reference No. 8**

**Project Name** Stiles Plant Modification

**Project Number** SW04009

**Project Description / Justification:**

This project is a coverline and provides funds for the construction of additional treatment facilities, modification of existing treatment facilities, and ancillary structures/facilities as needed to meet Federal/State requirements. Any reprogrammed dollars to be used for Architecture & Engineering or Construction for FY22 will be funded by Capital Pay-Go Sewer. FY22 will be funded by Capital Pay-Go Sewer.

**Operating Budget Impact:** None

**Council District:** Various

**Super District:** Various

**Project Spend to Date:** \$15,494,156

	Carryforward	FY 2022	FY 2023	FY 2024	FY 2025	FY 2026	Total
<b>REVENUE SOURCES</b>							
Capital Pay-Go	22,673,905	15,000,000	15,000,000	15,000,000	15,000,000	15,000,000	97,673,905
<b>Total Revenues</b>	<b>22,673,905</b>	<b>15,000,000</b>	<b>15,000,000</b>	<b>15,000,000</b>	<b>15,000,000</b>	<b>15,000,000</b>	<b>97,673,905</b>

<b>EXPENDITURE TYPES</b>							
Architecture and Engineering	3,100,000	5,000,000	5,000,000	10,000,000	10,000,000	15,000,000	48,100,000
Contract Construction	19,173,905	10,000,000	10,000,000	5,000,000	5,000,000	0	49,173,905
Furniture Fixture Equipment	400,000	0	0	0	0	0	400,000
<b>Total Expenditures</b>	<b>22,673,905</b>	<b>15,000,000</b>	<b>15,000,000</b>	<b>15,000,000</b>	<b>15,000,000</b>	<b>15,000,000</b>	<b>97,673,905</b>

**Project Reference No. 9**

**Project Name** Stiles WWTF Biosolids Upgrades  
**Project Number** SW04011

**Project Description / Justification:**

This project is for the removal and/or disposal of digested biosolids, construction of additional treatment facilities, modification of existing treatment facilities, and ancillary structures/facilities as needed to meet Federal/State requirements. Any reprogrammed dollars to be used for Architecture & Engineering or Construction for FY22 will be funded by Capital Pay-Go Sewer. FY22 will be funded by Capital Pay-Go Sewer.

**Operating Budget Impact:** None  
**Council District:** Various  
**Super District:** 9  
**Project Spend to Date:** \$0

	Carryforward	FY 2022	FY 2023	FY 2024	FY 2025	FY 2026	Total
<b>REVENUE SOURCES</b>							
Capital Pay-Go	39,000,000	25,000,000	25,000,000	25,000,000	25,000,000	25,000,000	164,000,000
<b>Total Revenues</b>	<b>39,000,000</b>	<b>25,000,000</b>	<b>25,000,000</b>	<b>25,000,000</b>	<b>25,000,000</b>	<b>25,000,000</b>	<b>164,000,000</b>
<b>EXPENDITURE TYPES</b>							
Architecture and Engineering	2,000,000	2,000,000	2,000,000	1,000,000	1,000,000	1,000,000	9,000,000
Contract Construction	37,000,000	23,000,000	23,000,000	24,000,000	24,000,000	24,000,000	155,000,000
<b>Total Expenditures</b>	<b>39,000,000</b>	<b>25,000,000</b>	<b>25,000,000</b>	<b>25,000,000</b>	<b>25,000,000</b>	<b>25,000,000</b>	<b>164,000,000</b>

**Project Reference No. 10**

**Project Name** Sewer Assessment and Rehab  
**Project Number** SW05001

**Project Description / Justification:**

Service area wide sanitary sewer condition assessment and rehabilitation program in response to Federal/State mandates. Funding will be from Tennessee State Revolving Loan Fund, Sewer Revenue Bonds and Capital Pay-Go Sewer. Any reprogrammed dollars to be used for FY22 will be funded by Tennessee State Revolving Loan Fund, Sewer Revenue Bonds and Capital Pay-Go Sewer.

**Operating Budget Impact:** None  
**Council District:** Various  
**Super District:** Various  
**Project Spend to Date:** \$169,815,042

	Carryforward	FY 2022	FY 2023	FY 2024	FY 2025	FY 2026	Total
<b>REVENUE SOURCES</b>							
Capital Pay-Go	11,333,151	0	0	0	0	0	11,333,151
Sewer Revenue Bonds	20,000,000	50,000,000	50,000,000	50,000,000	30,000,000	30,000,000	230,000,000
<b>Total Revenues</b>	<b>31,333,151</b>	<b>50,000,000</b>	<b>50,000,000</b>	<b>50,000,000</b>	<b>30,000,000</b>	<b>30,000,000</b>	<b>241,333,151</b>
<b>EXPENDITURE TYPES</b>							
Architecture and Engineering	25,333,151	50,000,000	50,000,000	50,000,000	30,000,000	30,000,000	235,333,151
Contract Construction	6,000,000	0	0	0	0	0	6,000,000
<b>Total Expenditures</b>	<b>31,333,151</b>	<b>50,000,000</b>	<b>50,000,000</b>	<b>50,000,000</b>	<b>30,000,000</b>	<b>30,000,000</b>	<b>241,333,151</b>

Current Year Division Summary

	Carry-forward	FY 2022
<b>REVENUE SOURCES</b>		
Capital Pay-Go	2,387,682	350,000
Storm Water Revenue Bonds	0	17,400,000
<b>Total Revenues</b>	<b>2,387,682</b>	<b>17,750,000</b>

EXPENDITURE TYPES

Architecture and Engineering	375,682	5,450,000
Contract Construction	2,012,000	12,000,000
Land Acquisition	0	300,000
<b>Total Expenditures</b>	<b>2,387,682</b>	<b>17,750,000</b>

Five Year Division Summary

	Carry-forward	FY 2022	FY 2023	FY 2024	FY 2025	FY 2026	Total
<b>REVENUE SOURCES</b>							
Capital Pay-Go	2,387,682	350,000	350,000	350,000	350,000	350,000	4,137,682
Storm Water Revenue Bonds	0	17,400,000	15,300,000	16,000,100	16,700,000	16,700,000	82,100,100
<b>Total Revenues</b>	<b>2,387,682</b>	<b>17,750,000</b>	<b>15,650,000</b>	<b>16,350,100</b>	<b>17,050,000</b>	<b>17,050,000</b>	<b>86,237,782</b>

EXPENDITURE TYPES

Architecture and Engineering	375,682	5,450,000	4,350,000	4,413,700	6,750,000	6,750,000	28,089,382
Contract Construction	2,012,000	12,000,000	11,000,000	11,636,400	10,000,000	10,000,000	56,648,400
Land Acquisition	0	300,000	300,000	300,000	300,000	300,000	1,500,000
<b>Total Expenditures</b>	<b>2,387,682</b>	<b>17,750,000</b>	<b>15,650,000</b>	<b>16,350,100</b>	<b>17,050,000</b>	<b>17,050,000</b>	<b>86,237,782</b>

**Storm Water Fund - Summary by Project**

STORM WATER • SUMMARY BY PROJECT

Reference Number	Project Number	Project Name	Carry-forward	FY 2022	FY 2023	FY 2024	FY 2025	FY 2026	Total
1	ST02001	Design - ST Coverline	0	5,200,000	4,300,000	4,363,700	6,700,000	6,700,000	27,263,700
2	ST03205	Drainage - ST Coverline	838,795	9,000,000	10,000,000	10,636,400	9,000,000	9,000,000	48,475,195
3	ST03207	Flood Control - ST Coverline	948,887	2,200,000	0	0	0	0	3,148,887
4	ST03211	Curb & Gutter Misc Loc	0	500,000	500,000	500,000	500,000	500,000	2,500,000
5	ST03214	Flood Mitigation Coverline	0	350,000	350,000	350,000	350,000	350,000	1,750,000
6	ST03216	Bridge Repair Coverline	0	500,000	500,000	500,000	500,000	500,000	2,500,000
7	ST03217	Bartlett Rd/Fletcher - Storm	600,000	0	0	0	0	0	600,000
<b>Total All Projects</b>			<b>2,387,682</b>	<b>17,750,000</b>	<b>15,650,000</b>	<b>16,350,100</b>	<b>17,050,000</b>	<b>17,050,000</b>	<b>86,237,782</b>

**Project Reference No. 1**

**Project Name** Design - ST Coverline

**Project Number** ST02001

**Project Description / Justification:**

This project covers the costs for improvements to the existing drainage system, proposed new drainage projects, and the development of Drainage Master Plans throughout the City. All funding allocated for this project in FY22 should be appropriated to complete the tasks identified in the project description by June 2022.

**Operating Budget Impact:** None

**Council District:** Various

**Super District:** Various

**Project Spend to Date:** N/A

	Carryforward	FY 2022	FY 2023	FY 2024	FY 2025	FY 2026	Total
<b>REVENUE SOURCES</b>							
Storm Water Revenue	0	5,200,000	4,300,000	4,363,700	6,700,000	6,700,000	27,263,700
Bonds							
<b>Total Revenues</b>	<b>0</b>	<b>5,200,000</b>	<b>4,300,000</b>	<b>4,363,700</b>	<b>6,700,000</b>	<b>6,700,000</b>	<b>27,263,700</b>
<b>EXPENDITURE TYPES</b>							
Architecture and Engineering	0	5,200,000	4,300,000	4,363,700	6,700,000	6,700,000	27,263,700
<b>Total Expenditures</b>	<b>0</b>	<b>5,200,000</b>	<b>4,300,000</b>	<b>4,363,700</b>	<b>6,700,000</b>	<b>6,700,000</b>	<b>27,263,700</b>

**Project Reference No. 2**

**Project Name** Drainage - ST Coverline  
**Project Number** ST03205

**Project Description / Justification:**

This project is for improvements to existing drainage systems and new projects identified by Drainage Master Plans throughout the City. Funding allocated to this project in FY22 should be appropriated to active construction projects by June 2022.

**Operating Budget Impact:** None  
**Council District:** Various  
**Super District:** Various  
**Project Spend to Date:** N/A

	Carryforward	FY 2022	FY 2023	FY 2024	FY 2025	FY 2026	Total
<b>REVENUE SOURCES</b>							
Capital Pay-Go	838,795	0	0	0	0	0	838,795
Storm Water Revenue Bonds	0	9,000,000	10,000,000	10,636,400	9,000,000	9,000,000	47,636,400
<b>Total Revenues</b>	<b>838,795</b>	<b>9,000,000</b>	<b>10,000,000</b>	<b>10,636,400</b>	<b>9,000,000</b>	<b>9,000,000</b>	<b>48,475,195</b>
<b>EXPENDITURE TYPES</b>							
Contract Construction	838,795	9,000,000	10,000,000	10,636,400	9,000,000	9,000,000	48,475,195
<b>Total Expenditures</b>	<b>838,795</b>	<b>9,000,000</b>	<b>10,000,000</b>	<b>10,636,400</b>	<b>9,000,000</b>	<b>9,000,000</b>	<b>48,475,195</b>



**Project Reference No. 3**

**Project Name** Flood Control - ST Coverline

**Project Number** ST03207

**Project Description / Justification:**

This project will provide funds for the rehabilitation of existing flood control pumping stations. Funding allocated to this project in FY22 should be appropriated to active construction projects by June 2022.

**Operating Budget Impact:** None

**Council District:** Various

**Super District:** Various

**Project Spend to Date:** N/A

	Carryforward	FY 2022	FY 2023	FY 2024	FY 2025	FY 2026	Total
<b>REVENUE SOURCES</b>							
Capital Pay-Go	948,887	0	0	0	0	0	948,887
Storm Water Revenue	0	2,200,000	0	0	0	0	2,200,000
Bonds							
<b>Total Revenues</b>	<b>948,887</b>	<b>2,200,000</b>	<b>0</b>	<b>0</b>	<b>0</b>	<b>0</b>	<b>3,148,887</b>
<b>EXPENDITURE TYPES</b>							
Architecture and Engineering	375,682	200,000	0	0	0	0	575,682
Contract Construction	573,205	2,000,000	0	0	0	0	2,573,205
<b>Total Expenditures</b>	<b>948,887</b>	<b>2,200,000</b>	<b>0</b>	<b>0</b>	<b>0</b>	<b>0</b>	<b>3,148,887</b>

**Project Reference No. 4**

**Project Name** Curb & Gutter Misc Locations

**Project Number** ST03211

**Project Description / Justification:**

This project will provide funds for the repair and replacement of curbs and gutters throughout the City.

**Operating Budget Impact:** None

**Council District:** Various

**Super District:** Various

**Project Spend to Date:** \$499,903

	Carryforward	FY 2022	FY 2023	FY 2024	FY 2025	FY 2026	Total
<b>REVENUE SOURCES</b>							
Storm Water Revenue Bonds	0	500,000	500,000	500,000	500,000	500,000	2,500,000
<b>Total Revenues</b>	<b>0</b>	<b>500,000</b>	<b>500,000</b>	<b>500,000</b>	<b>500,000</b>	<b>500,000</b>	<b>2,500,000</b>
<b>EXPENDITURE TYPES</b>							
Contract Construction	0	500,000	500,000	500,000	500,000	500,000	2,500,000
<b>Total Expenditures</b>	<b>0</b>	<b>500,000</b>	<b>500,000</b>	<b>500,000</b>	<b>500,000</b>	<b>500,000</b>	<b>2,500,000</b>

**Project Reference No. 5**

**Project Name** Flood Mitigation Coverline  
**Project Number** ST03214

**Project Description / Justification:**

This project will provide funds to acquire properties to migrate flooding within the surrounding area. Funding allocated to this project in FY22 should be appropriated to complete the land acquisition of properties for flood mitigation by June 2022.

**Operating Budget Impact:** None  
**Council District:** Various  
**Super District:** Various  
**Project Spend to Date:** N/A

	Carryforward	FY 2022	FY 2023	FY 2024	FY 2025	FY 2026	Total
<b>REVENUE SOURCES</b>							
Capital Pay-Go	0	350,000	350,000	350,000	350,000	350,000	1,750,000
<b>Total Revenues</b>	<b>0</b>	<b>350,000</b>	<b>350,000</b>	<b>350,000</b>	<b>350,000</b>	<b>350,000</b>	<b>1,750,000</b>
<b>EXPENDITURE TYPES</b>							
Architecture and Engineering	0	50,000	50,000	50,000	50,000	50,000	250,000
Land Acquisition	0	300,000	300,000	300,000	300,000	300,000	1,500,000
<b>Total Expenditures</b>	<b>0</b>	<b>350,000</b>	<b>350,000</b>	<b>350,000</b>	<b>350,000</b>	<b>350,000</b>	<b>1,750,000</b>

**Project Reference No. 6**

**Project Name** Bridge Repair ST Coverline  
**Project Number** ST03216

**Project Description / Justification:**

This project is for storm water-related repairs and improvements to the City’s 350 existing bridges. Two to three major projects and several smaller projects are expected each year. The types of projects anticipated include channel improvements to enhance storm water flow, rip rap placement, and scour protection. All funding allocated to this project in FY22 should be appropriated to active construction projects by June 2022.

**Operating Budget Impact:** None  
**Council District:** Various  
**Super District:** Various  
**Project Spend to Date:** N/A

	Carryforward	FY 2022	FY 2023	FY 2024	FY 2025	FY 2026	Total
<b>REVENUE SOURCES</b>							
Storm Water Revenue	0	500,000	500,000	500,000	500,000	500,000	2,500,000
Bonds							
<b>Total Revenues</b>	<b>0</b>	<b>500,000</b>	<b>500,000</b>	<b>500,000</b>	<b>500,000</b>	<b>500,000</b>	<b>2,500,000</b>
<b>EXPENDITURE TYPES</b>							
Contract Construction	0	500,000	500,000	500,000	500,000	500,000	2,500,000
<b>Total Expenditures</b>	<b>0</b>	<b>500,000</b>	<b>500,000</b>	<b>500,000</b>	<b>500,000</b>	<b>500,000</b>	<b>2,500,000</b>

**Project Reference No. 7**

**Project Name** Bartlett Rd/Fletcher - Storm  
**Project Number** ST03217

**Project Description / Justification:**

This project is to provide funding for improvements to Bartlett Road that will create a three-lane roadway. This is due in large part to the previous widening of Raleigh-LaGrange Road and the scheduled widening of Summer Avenue by TDOT, which is expected to create an increase in traffic on Bartlett Road. The bridge near Fletcher Creek is also in need of replacement. Adjustments to the channel are required to conform to the Fletcher Creek Storm Water Project that began in FY13.

**Operating Budget Impact:** None  
**Council District:** 1  
**Super District:** 9  
**Project Spend to Date:** \$0

	Carryforward	FY 2022	FY 2023	FY 2024	FY 2025	FY 2026	Total
<b>REVENUE SOURCES</b>							
Capital Pay-Go	600,000	0	0	0	0	0	600,000
<b>Total Revenues</b>	<b>600,000</b>	<b>0</b>	<b>0</b>	<b>0</b>	<b>0</b>	<b>0</b>	<b>600,000</b>
<b>EXPENDITURE TYPES</b>							
Contract Construction	600,000	0	0	0	0	0	600,000
<b>Total Expenditures</b>	<b>600,000</b>	<b>0</b>	<b>0</b>	<b>0</b>	<b>0</b>	<b>0</b>	<b>600,000</b>



# APPENDIX

---

This Appendix includes a Glossary of terms and acronyms that will help you understand the technical language often used in the Capital Improvement Budget Plan. Glossary terms are listed alphabetically and include a brief description and an acronym, as applicable. A complete list of acronyms follows the Glossary.

## Glossary of Terms

### A

**Acquisition.** Obtaining land, existing buildings, or equipment and vehicles. The Public Works Division uses the following definition: Right-of-Way/Acquisitions consist of right-of-way costs for capital projects, including appraisal, survey services, and research.

**Adoption.** A formal action taken by the Memphis City Council that sets the spending limits for the fiscal year.

**Allocation.** The expenditure amount planned for a particular project or service that requires additional legislative action, or “appropriation,” before expenditures are authorized.

**Americans with Disabilities Act (ADA).** The ADA is a civil rights law that prohibits discrimination against individuals with disabilities in all areas of public life, including jobs, schools, transportation, and all public and private places that are open to the general public. The purpose of the law is to make sure that people with disabilities have the same rights and opportunities as everyone else.

**Appropriation.** A legal authorization granted by the City’s legislative authority (the City Council) to make expenditures and incur obligations for specific purposes.

**Architecture/Engineering (A&E).** Fees associated with the art/science and technology concerned with designing and building structures.

### B

**Budget.** A comprehensive financial plan.

### C

**Capital Acquisition.** The purchase of assets such as vehicles, equipment, inventory, and software.

**Capital Fund.** A capital projects fund is used in governmental accounting to track the financial resources used to acquire and/or construct a major capital asset. Once the asset has been completed, it is then capitalized and added to a municipality’s assets inventory.

**Capital Improvement Project (CIP).** A capital improvement is generally a large construction project such as the development of park land, the construction of an overpass, the installation of a traffic signal, the acquisition of land or the construction or remodeling of a City building. Funds for these projects are derived primarily from the issuance of bonds but also water and sewer fees, Regional Transportation Commission taxes, grants and developer impact fees.

**Capital Pay Go.** This is the practice of financing expenditures with funds that are currently available rather than borrowed.

**Carryforward.** Unspent allocations of CIP projects from a previous year’s approved CIP plan that were not completed. As a result, the funds could not be appropriated within that year and therefore need to be “carried forward” to the current year’s budget.

**Community Development Block Grant (CDBG).** An annual grant to local governments from the U.S. Department of Housing and Urban Development to support economic development projects, housing and services in low-income neighborhoods.

**Congestion Mitigation & Quality Air Improvement Program (CMQA).** An amendment to the Clean Air Act. This program was implemented to support surface transportation projects and other related efforts that contribute air quality improvements and provide congestion relief.

### D

**Demolition.** The destruction and removal of some or all of an existing structure.

### E

**Easement.** A right to use the real property of another without possessing it.

**Economic Development.** Investment of resources to create financial self-sufficiency and prosperity in a community, including the industrial, commercial and service sectors.

### F

**Fund.** A fiscal and accounting entity with a self-balancing set of accounts to record revenues and expenditures. For more information about funds, refer to the User’s Guide section of the Budget Document.

**Furniture, Fixtures & Equipment (FF&E).** Movable, tangible property that have no permanent connection to the structure of a building or utilities.

### G

**General Obligation (G.O.) Bond.** This type of bond is backed by the full faith, credit and taxing power of the government.



**Government Finance Officers Association (GFOA) Distinguished Budget Award.** Highest form of recognition in governmental budgeting. Its attainment represents a significant accomplishment by the management, staff and elected officials of recipients. Budgets are evaluated for effectiveness as a policy document, a financial plan, an operations guide and as a communication device.

## H

**Highway Safety Improvement Program (HSIP).** A plan to achieve reduction in traffic fatalities and serious injuries on all public roads.

## I

**Infrastructure.** Facilities that support the continuance and growth of a community. Examples include roads, water lines, sewers, public buildings, and parks.

## M

**Master Plan.** A plan prepared to specify and coordinate the provision of one or more infrastructure systems and related services.

**Memphis Area Transit Authority (MATA).** Public transportation provider that is managed by a seven-member policy board appointed by the Mayor and approved by the Memphis City Council.

## O

**Operating Budget.** That portion of a budget that deals with recurring expenditures such as salaries, electric bills, postage, printing, paper supplies, and gasoline.

## R

**Revenues.** Total amounts available for appropriation including estimated income, fund transfers and beginning fund balance. Financial resources are received from taxes, user charges and other levels of government.

**Right-of-Way (ROW).** The right given to another to pass along a specific route through grounds or property belonging to another. ROW is granted by deed or easement for construction and maintenance according to a designated use.

## S

**Surface Transportation Program (STP).** Competitive federal assistance program. This program extends financial resources to municipalities to fund federal highway expenditures.

## Acronyms

<b>ADA</b>	Americans with Disabilities Act
<b>CAQ</b>	Capital Acquisition
<b>CIP</b>	Capital Improvement Program
<b>CMAQ</b>	Congestion Mitigation Air Quality Program
<b>CPG</b>	Capital-Pay-Go
<b>CWSRF</b>	Clean Water State Revolving Fund
<b>FF&amp;E</b>	Furniture/Fixtures/Equipment
<b>FRA</b>	Federal Railroad Administration
<b>FS</b>	Fire Station
<b>FY</b>	Fiscal Year
<b>GO</b>	General Obligation Bonds
<b>HSIP</b>	Highway Safety Improvement Program
<b>MATA</b>	Memphis Area Transit Authority
<b>MOU</b>	Memorandum of Understanding
<b>PSB</b>	Public Safety Building
<b>SCBA</b>	Self-Contained Breathing Apparatus
<b>STBG</b>	Surface Transportation Block Grant
<b>STP</b>	Surface Transportation Program
<b>TAP</b>	Transportation Alternative Program